



# Institutional Report

Total Response Count  
10,380

## Survey Responses by Campus

Campus	Count	Percent
Kamloops	10,004	96%
Williams Lake	376	4%

## Survey Responses by Division

Division	Count	Percent
Faculty of Adventure, Culinary Arts and Tourism	668	6%
Faculty of Arts	1,905	18%
Faculty of Education and Social Work	1,290	12%
Faculty of Law	390	4%
Faculty of Science	2,535	24%
Faculty of Student Development	53	1%
School of Business and Economics	2,406	23%
School of Nursing	867	8%
School of Trades and Technology	266	3%

### Survey Responses by Department

Department	Count	Percent
Accounting & Finance	682	7%
Adventure Studies	247	2%
Agricultural Related	430	4%
Allied Health	236	2%
Applied Science & Engineering	93	1%
Biological Sciences	386	4%
Career & Experiential Learning	6	0%
Computing Science	396	4%
Construction Trades	208	2%
Counselling, Academic Supports & Assessment	47	0%
Culinary Arts & Retail Meat	13	0%
EC, Elementary & Physical Ed	549	5%
Economics	465	4%
English & Modern Languages	405	4%
English as Second or Add Lang	244	2%
Geography & Environmental Studies	68	1%
Health Care Assistant	322	3%
Human Enterprise & Innovation	470	5%
Journalism, Comm & New Media	424	4%
Law	390	4%
Management, Information & Supply Chain	420	4%
Marketing & International Business	369	4%
Mathematics and Statistics	368	4%
Mechanical and Welding Trades	58	1%
Natural Resource Sciences	145	1%
Nursing	545	5%
Philosophy, History & Politics	267	3%
Physical Sciences	481	5%
Psychology	288	3%
Social Work and Human Service	312	3%
Sociology and Anthropology	295	3%
Tourism Management	408	4%
University & Employment Prep	185	2%

### Survey Responses by Course Level

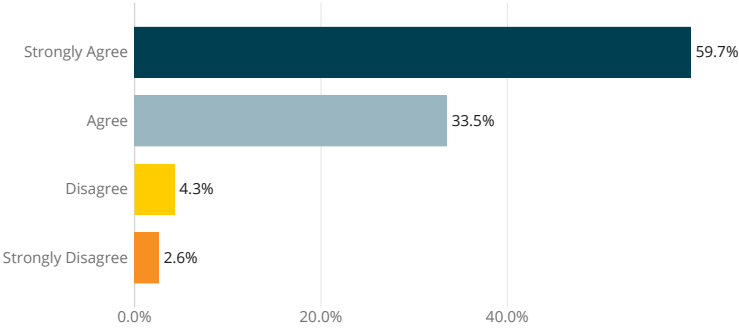
Course Level	Count	Percent
1000	3,315	32%
2000	2,897	28%
3000	2,157	21%
4000	1,131	11%
5000	343	3%
6000	120	1%
Preparatory	417	4%

## Part A. Senate Questions

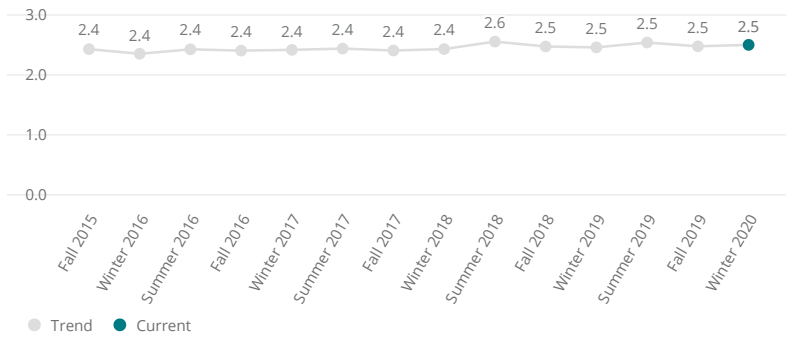
Administered to all courses.

0 = Strongly Disagree, 1 = Disagree, 2 = Agree, 3 = Strongly Agree

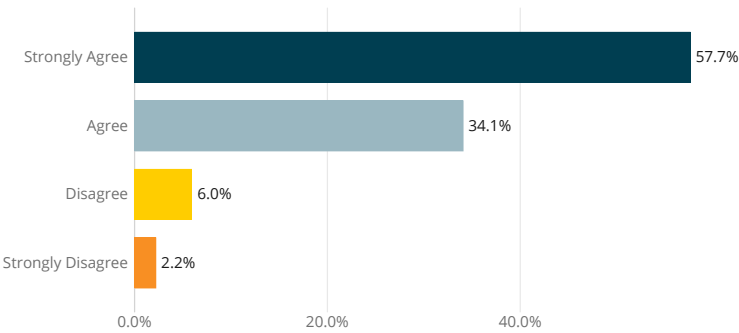
A1. The course was a valuable learning experience for me. 10,027 Responses



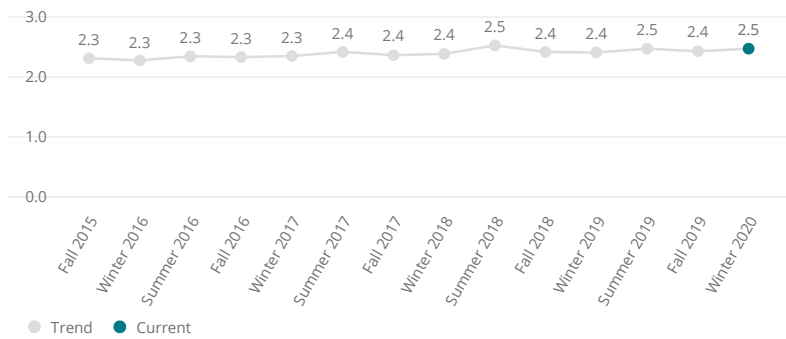
A1. Overall Score by Course Term



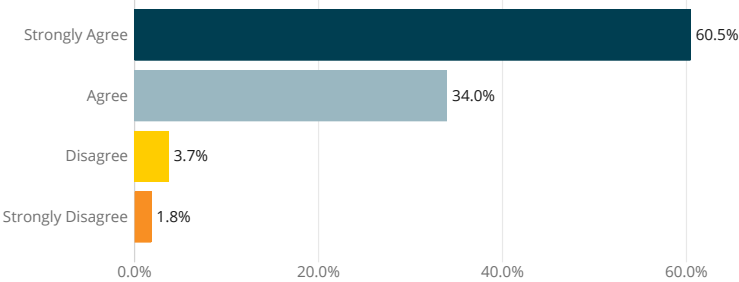
A2. The course challenged me to do my best work. 9,996 Responses



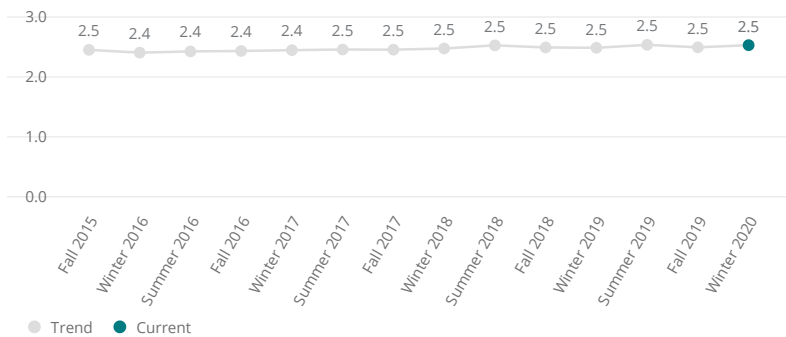
A2. Overall Score by Course Term



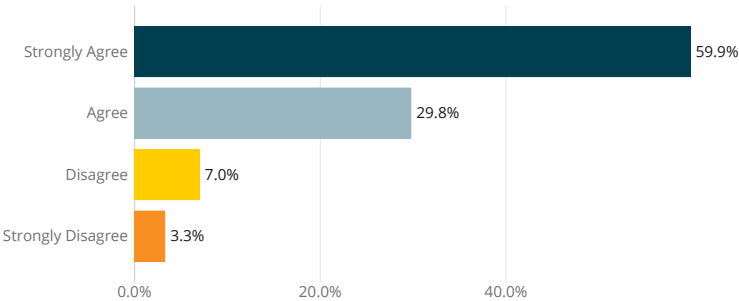
A3. I think the course content reflected the learning outcomes, as stated in the course outline. 9,993 Responses



A3. Overall Score by Course Term



A4. The course experience increased my appreciation for the subject matter. 9,999 Responses



A4. Overall Score by Course Term

