

# Winter 2021 Enrolment Update

## TRU Board

# About this Update



Winter 2021 enrolment by type of activity



Domestic, International, New students



On Campus, Open Learning, Dually enrolled



YTD Trends and Utilization



# Definitions

Winter 2021 enrolment snapshot as of January 31, 2021

FYTD: April 1, 2020 to January 31, 2021

## Headcount Enrolment

1 student  
=  
1 headcount

## Course Enrolment

Every course in which  
a student is enrolled


1 student  
=  
1 or more course  
enrolments

## Full Time Equivalent (FTE)

FTE converts course  
enrolments to the  
number of students  
carrying a normal full  
credit load for the  
year (Ministry  
accountability)

# Highlights

## Student Headcount and Course Enrolments



**On Campus**  
Winter 2021 Term

**8,871 (-6%)**  
students

**32,880 (-8%)**  
course enrolments

**Open Learning**  
FYTD: Apr 1 – Jan 31

**15,791 (+3%)**  
students

**30,743 (+6%)**  
course enrolments

Excludes: Continuing Studies & Regional Centres

# Student Headcounts

Winter 2021

# Headcount

On Campus, Winter Term

8,871 (-6%)

9,480 at the same time last year

- Domestic: 5,543 (62%)
- International: 3,328 (38%)
- Indigenous (self-declared): 686 (8%)
- Graduate students: 636 (7%)
- Law students: 340 (4%)

## New Students

981 (+13%)

- Domestic: 355 (36%)
- International: 626 (64%)
- Indigenous (self-declared): 33 (3%)
- Graduate students: 147 (15%)

Includes: Unique headcount from Kamloops, Williams Lake, and Trades  
Excludes: Continuing Studies, Regional Centres, and Open Learning

# Headcount

By Campus, Winter Term

## Kamloops

8,710 (-6%)

9,235 at the same time last year

- Domestic: 5,386 (62%)
- International: 3,324 (38%)
- Indigenous (self-declared): 655 (8%)
- Graduate students: 636 (7%)
- Law students: 340 (4%)

## Williams Lake

181 (-26%)

245 at the same time last year

- Domestic: 177 (98%)
- International: 4 (2%)
- Indigenous (self-declared): 40 (22%)

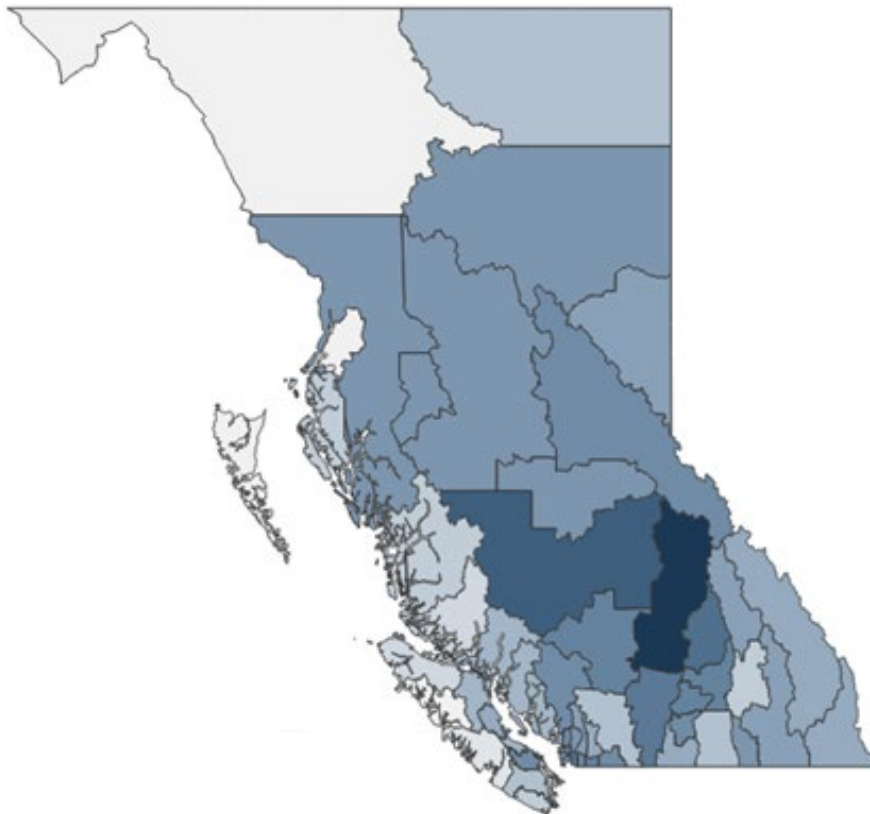
Note: 20 students were enrolled at both Kamloops and Williams Lake Campuses

Includes: Unique headcount from Kamloops, Williams Lake, and Trades  
Excludes: Continuing Studies, Regional Centres, and Open Learning

# Headcount

## On Campus – Domestic Students

Student Origins (School District Area\*)



### Top 10 source cities

Kamloops, BC	2,445
Surrey, BC	221
Williams Lake, BC	215
Calgary, AB	138
Vancouver, BC	132
Abbotsford, BC	103
Merritt, BC	87
Victoria, BC	78
Salmon Arm, BC	77
Kelowna, BC	77

\*Represents home address, not high school  
Includes: Kamloops, Williams Lake, and Trades  
Excludes: Continuing Studies and Open Learning



# Headcount

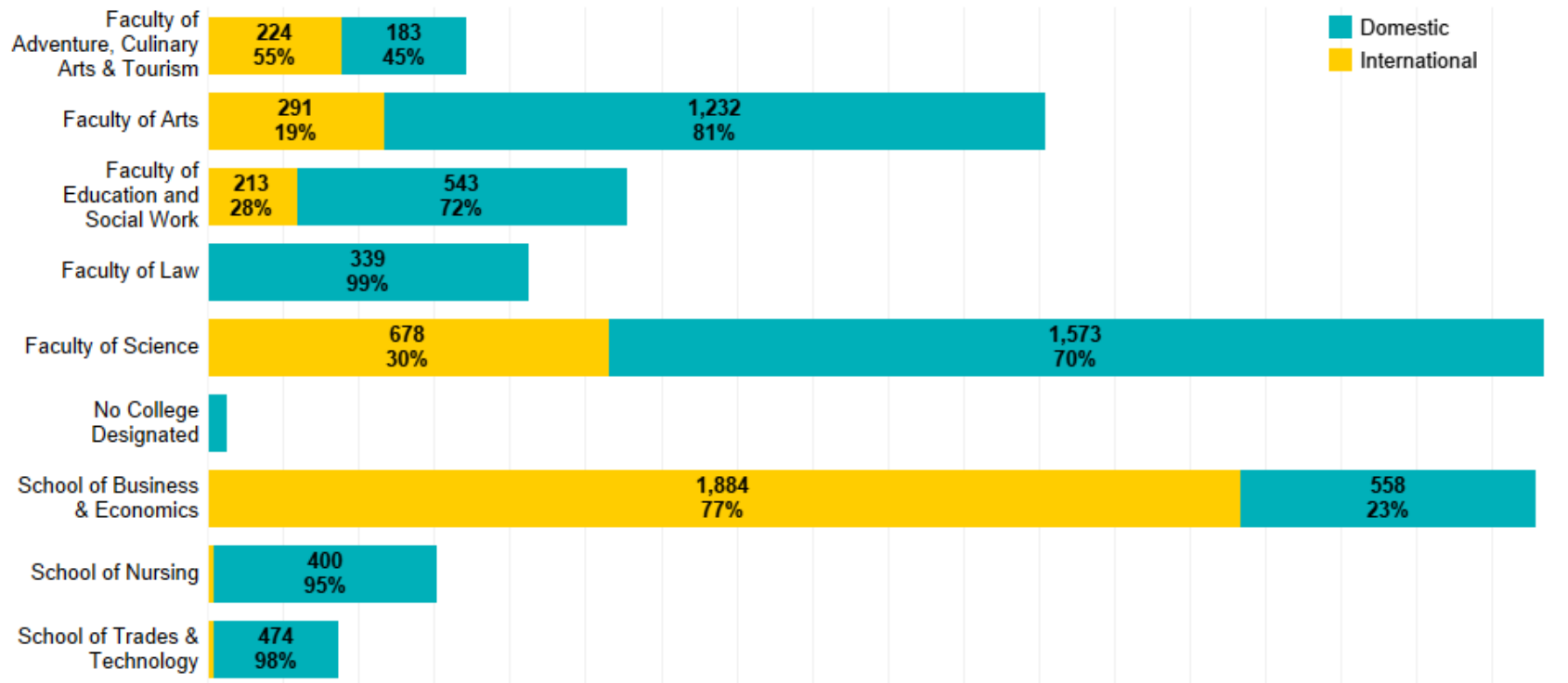
On Campus – International Students



Includes: Kamloops, Williams Lake, and Trades  
Excludes: Continuing Studies and Open Learning

# Headcount

## Kamloops, by Student Program Division, Winter Term



Excludes: Williams Lake, Regional Centres, Continuing Studies, and Open Learning  
 No College Designated includes Exchange, Visiting, and Undeclared students

# Headcount

Open Learning, FYTD

## Open Learning

15,791 (+3%)

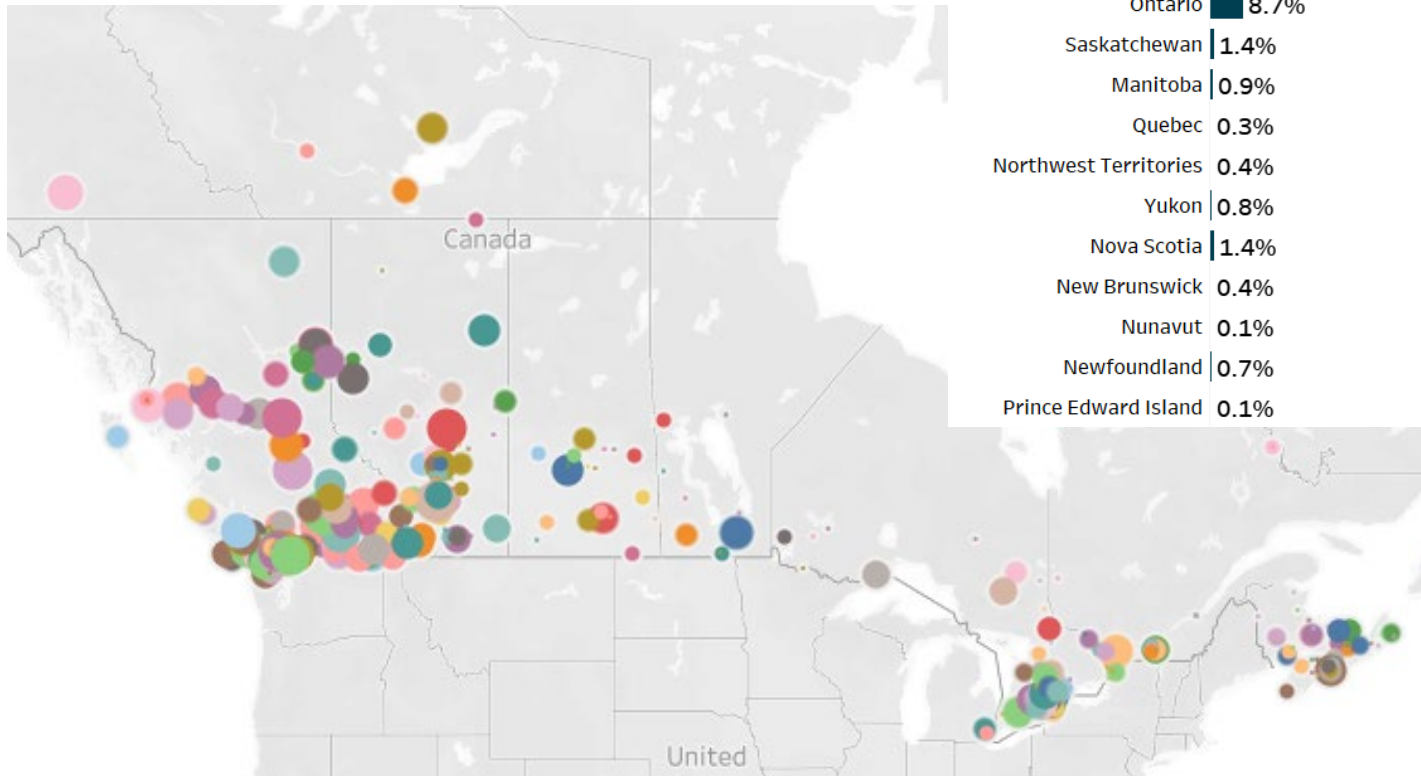
15,365 at the same time last year

- Domestic: 13,547 (86%)
- International: 2,250 (14%)
- Indigenous (self-declared): 772 (5%)

Includes: Unique headcount of Open Learning students enrolled in an Open Learning course during this fiscal year.  
Excludes: Trades, Continuing Studies, Regional Centres, On Campus students with no Open Learning enrolments.

# Headcount

## Open Learning – Domestic Students



Includes: Unique headcount from Open Learning  
 Excludes: On Campus and Continuing Studies

# Headcount

Dually Enrolled - On Campus Winter 2021 & Open Learning FYTD

## Dually Enrolled

1,484 (-2%)

1,517 at the same time last year

- Domestic: 864 (58%)
- International: 620 (42%)
- Indigenous (self-declared): 100 (7%)

Includes: Unique headcount of Winter 2021 On Campus students enrolled in an Open Learning course during this fiscal year.

Excludes: Trades, Continuing Studies, Regional Centres, On Campus students with no Open Learning enrolments.

# Course Enrolments

Winter 2021

# Course Enrolments

By Campus, Winter Term

## Kamloops

32,308 (-7%)

34,831 at the same time last year

- Domestic: 20,056 (62%)
- International: 12,252 (38%)

## Williams Lake

572 (-36%)

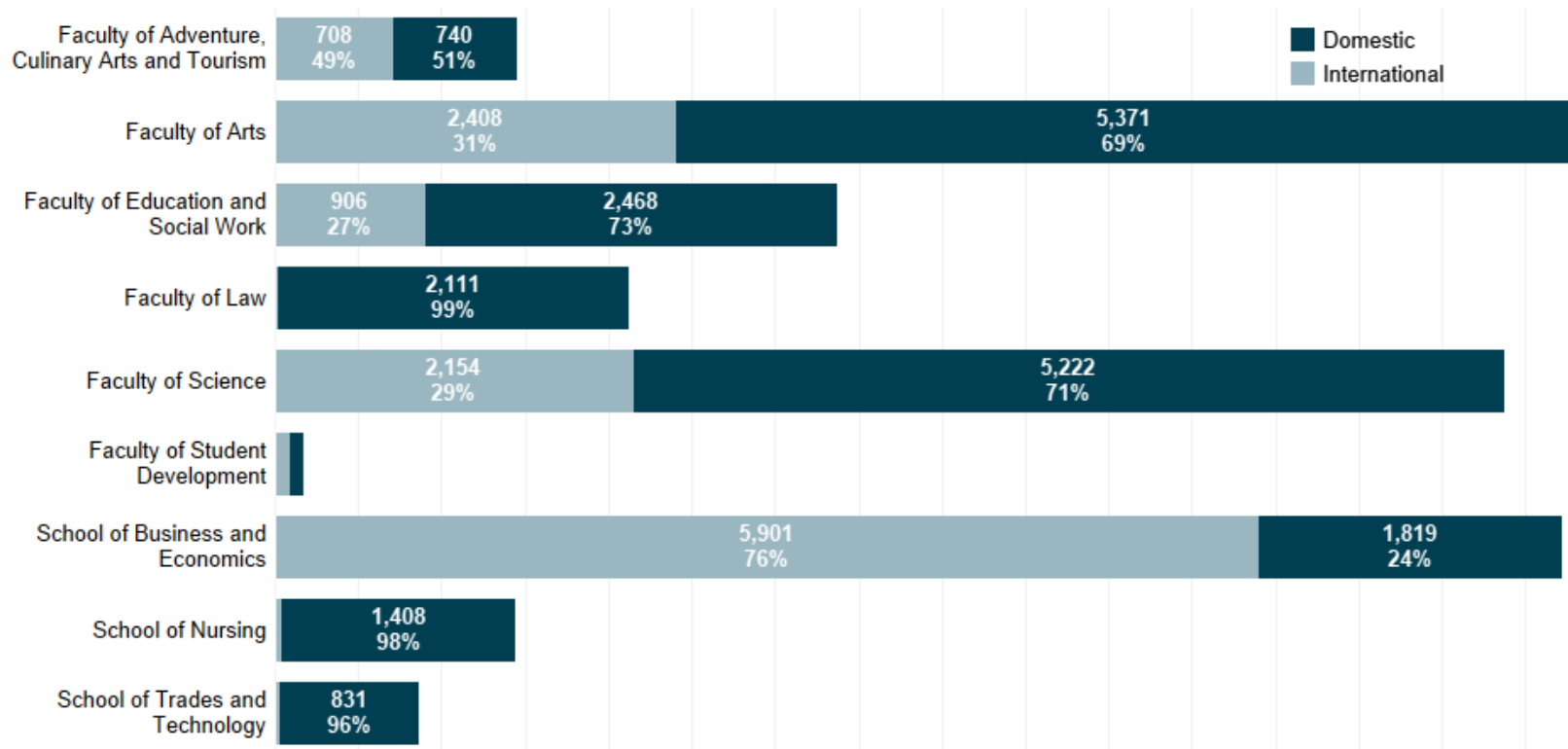
889 at the same time last year

- Domestic: 558 (98%)
- International: 14 (2%)

Includes: Kamloops, Williams Lake, and Trades  
Excludes: Continuing Studies, Regional Centres, and Open Learning

# Course Enrolments

Kamloops, by Course Division, Winter Term



Excludes: Williams Lake, Regional Centres, Continuing Studies, and Open Learning



# Course Enrolments

Open Learning, FYTD

30,743 (+6%)

29,090 at the same time last year

- Domestic: 26,891 (87%)
- International: 3,852 (13%)

Excludes: On Campus and Continuing Studies

# Course Enrolments

Open Learning, FYTD

**30,743**  
(+6% change from last FYTD)

Course Division	Domestic		International		Total
Faculty of Adventure, Culinary Arts and Tourism	22	16	1	1	23 17
Faculty of Arts	8,533	9,692	1,064	1,072	9,597 10,764
Faculty of Education and Social Work	1,986	2,502	93	68	2,079 2,570
Faculty of Science	7,100	7,729	1,019	998	8,119 8,727
No College Designated	136	115	0	1	136 116
School of Business and Economics	5,966	5,734	1,760	1,535	7,726 7,269
School of Nursing	974	961	200	168	1,174 1,129
School of Trades and Technology	224	142	12	9	236 151

Domestic

International

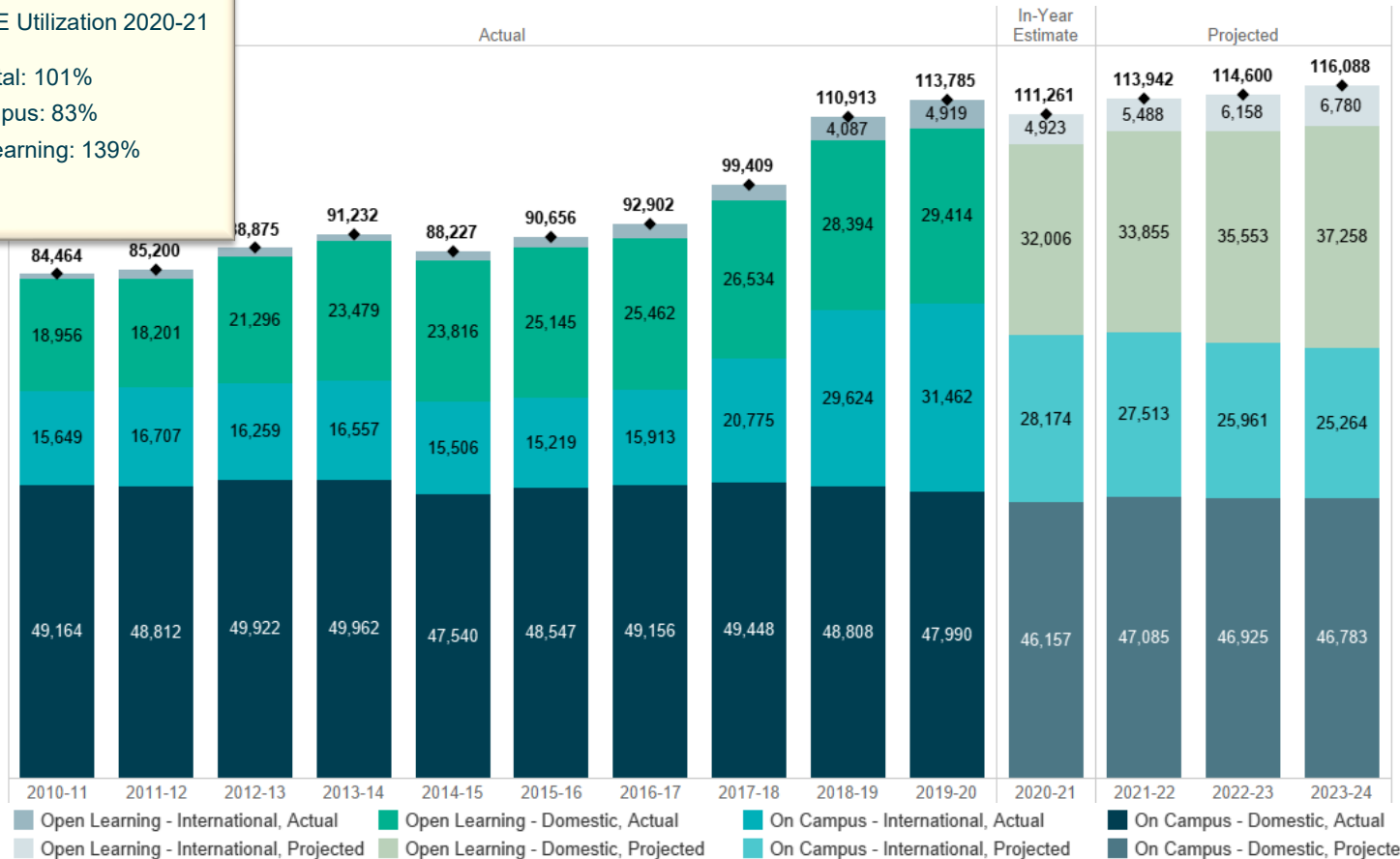
Excludes: On Campus and Continuing Studies

# Historical Trend and Projections



Estimated FTE Utilization 2020-21

- TRU Total: 101%
- On Campus: 83%
- Open Learning: 139%



Excludes: Continuing Studies

# Additional Resources

Winter 2021 Enrolment Report

<https://one2.tru.ca/sites/IPA/layouts/15/start.aspx#/ER1/Enrolment.aspx>

Student Profiles

<https://one2.tru.ca/sites/IPA/layouts/15/start.aspx#/SitePages/Profiles.aspx>

An aerial photograph of a university campus, likely the University of British Columbia, showing various buildings, green spaces, and a large mountain range in the background under a clear sky. The image is overlaid with a semi-transparent dark blue filter.

# Questions?

Thank you!  
Kukwstsétsemc