

TRU Law Application Instructions

1. Create an account with Education Planner BC - <https://apply.educationplannerbc.ca/account/login>
2. Ensure that you complete the “Personal Information” section, the “Contact Information” section, and the “Academic History” section.

PROFILE



UPDATE PROFILE



Select Institution



Complete Application



Review & Submit

LAST MODIFIED

4 minutes ago

If you want to update your [Password](#) or [Email Address](#), please go to your [EducationPlannerBC Account](#).

Your profile consists of personal and contact information, along with your academic history. A copy of your profile is included alongside any application you submit to a Post-Secondary Institution.



Personal Information

Provide details about your identity, language and citizenship.



Contact Information

Provide your mailing address, telephone number, and optionally, an emergency contact.



Academic History



















List all High Schools (Grades 8-12) and Post-Secondary Institutions you've attended in the past.

Start Applying

3. Select the “Start Applying” button. Once you have completed your profile.
4. Select “Thompson Rivers University” as your institution.

Start Applying to an Institution

Start a new application by selecting the corresponding institution below.

 Camosun College	 Capilano University
 Coast Mountain College	 College of New Caledonia
 College of the Rockies	 Douglas College
 Emily Carr University of Art and Design	 Justice Institute of British Columbia
 Kwantlen Polytechnic University	 Langara College
 Nicola Valley Institute of Technology	 North Island College
 Northern Lights College	 Okanagan College
 Selkirk College	 Simon Fraser University
 Thompson Rivers University	 University of Northern British Columbia

5. Make your program selection as follows:

- a. **WHEN DO YOU WANT TO START YOUR PROGRAM?:** Fall 20XX
(Sept-Dec) – Kamloops, Willams Lake Campus
- b. **WHAT CATEGORY BEST DESCRIBES YOU?:** Juris Doctor (Law)
- c. **SELECT YOUR PROGRAM LEVEL:** Professional Degree
- d. **SELECT YOUR PROGRAM:** Juris Doctor – Law (JD)



Program Selection

Select the program you're interested in applying for at Thompson Rivers University.

Program Selection

If you don't see your term or program, please check deadlines and requirements for your program on the institution's website, or contact the institution's admissions office directly for information on program availability.

Program Choice

WHEN DO YOU WANT TO START YOUR PROGRAM?

5- Fall 2023 (Sep-Dec) - Kamloops, Williams Lake c... X | v

If you are applying for an online and distance program through Open Learning (OL) please select the earliest term available. All OL programs appear in the earliest term only.

WHAT CATEGORY BEST DESCRIBES YOU?

Juris Doctor (Law) Canadian/Permanent Resident X | v

SELECT YOUR PROGRAM LEVEL.

Professional Degree X | v

SELECT YOUR PROGRAM

Juris Doctor - Law (JD) X | v

If you can't find the program you are looking for [contact us](#) for more information.

6. Select the “Kamloops” Campus, and the Applicant Category that best describes you.
7. Aboriginal Entity or Group – this is optional
8. Special Facts – If applying under Special Consideration or Indigenous Canadian, please use this section to describe your circumstances for applying under this category

Program Details

JURIS DOCTOR - LAW (JD)

Your application and supporting documents (statement of interest, official transcript(s), reference letters, resume/CV) should be received by February 10. If applicable, your LSAT score may be pending and will be downloaded when available. After completing this online application, you will receive additional information (via email) from the Faculty of Law, once your application is processed.

[View program information](#) 

Questions

Please provide the following program-specific information:

CAMPUS

Please select a campus*

- Kamloops
- (Not Specified)

Options for campus location are determined by the program selected.

APPLICANT CATEGORY

Which of these applicant categories best describes you?

- Regular Applicant
- Aboriginal
- Special Consideration
- (Not Specified)

Please select the option that best describes your application to the Law Program at Thompson Rivers University. Depending on your selection, you will be asked to provide additional information below.

ABORIGINAL ENTITY OR GROUP *(Optional)*

Name of Aboriginal Entity or Group:

If you have chosen to identify yourself as an Aboriginal person above, please indicate any applicable affiliation with a band, First Nation, community, or other recognized aboriginal entity or group.

SPECIAL FACTS (Optional)

Special Facts for Consideration

Examples of Special Consideration/Special Circumstances include: disability or special needs, financial disadvantage, age, membership in a historically disadvantaged group, residency in a small and/or remote community, or injuries and illness.

If you have identified as a Special Consideration applicant above, please provide any special facts which you wish to have considered by the Faculty of Law Admissions Committee. The Committee is particularly interested in how the special circumstances may have adversely affected your performance in your undergraduate work or on the LSAT.

PLEASE NOTE that applicants under this category must still satisfy the basic requirements for admission into the program.

L.S.A.T.

Please comment on the current status of your LSAT.

The last LSAT score date accepted is the January exam of the intake year. If you have not written the LSAT by that date, your application will be deemed incomplete.

Enter the current status of your LSAT in the space above. We need to know:

- **Have you written the LSAT?**
- **If yes, when did you write it?**
- **If you plan to re-write the LSAT, what date are you scheduled to do so?**
- **If you have not written the LSAT, when are you scheduled to write it?**


Note: Thompson Rivers University Faculty of Law does not participate in the Law School Data Assembly Service (LSDAS).

9. **LSAT information.** Please note, that we do not consider your application complete until you have taken the LSAT. If you are taking the January LSAT, you can submit your application ahead of time, but it will not be reviewed until your score is available. This is because TRU Law will use your highest LSAT score for admissions purposes. We will wait until your latest exam is taken so that we can be sure that you have the best chances, and your highest score is included in your completed application. If at any point you cancel a planned LSAT exam, or decide to register for an exam date not listed in your application, please email lawadmissions@tru.ca to let us know.

LSAC ID *(Optional)*

Please provide your LSAC ID Number in the space provided.

If you have written your LSAT or if you know your LSAC ID, please enter it in the space provided.


If you have not yet written your LSAT or if you do not know your LSAC ID, you may provide this information after you have submitted your application by sending an e-mail to lawadmissions@tru.ca .

While you may proceed with your application without initially providing us with your LSAC ID, providing your LSAC ID is required to consider your application complete.

REFERENCES

Please provide both the Names of your Referees as well as the dates you requested that they provide us with a letter of reference.

Applicants should provide two letters of reference, one of which should be from university professors or other academic sources. We consider academic letters of reference to be very important in our consideration of your application. If you are unable to provide us with an academic letter of reference, please explain your reasons and include this explanation here. Non-academic letters of reference must be from someone who has had interactions with you in a professional capacity, such as an employer or an individual with an organization for which you have volunteered. Personal letters of reference, particularly from friends or family, are not helpful to the Admissions Committee and will not assist you in your application.

All letters of reference must be received by or post-marked no later than February 10th of the intake year. Under the Freedom of Information and Protection of Privacy Act and its regulations, applicants may submit a formal request to the University to view letters of reference that we have placed in your application file. In other words, letters of reference are not confidential. You must inform your referees of this fact at the time you request them to provide us with letters of reference. If an applicant makes a formal request to see a letter of reference, the university will contact the referee to ensure that he or she was aware of the lack of confidentiality of the letter of reference. Subject to any applicable legislation, we will not release letters of reference to anyone outside of the Faculty of Law, other than an applicant who makes a formal request to see it. Please first confirm with your referees that they agree to provide a letter before listing their names. If you change your referees, please advise us by sending an e-mail to lawadmissions@tru.ca .


10. References – Please indicate the names of the 2 referees we should expect reference letters from. It is your responsibility as the applicant to reach out to your referees and ask them to send us letters of reference. We prefer that they are emailed to lawadmissions@tru.ca with your name in the subject line. If at any point the referees indicated in your application are no longer able to provide a reference and you need to select a new referee, please email lawadmissions@tru.ca to let us know.

Submission of documents

To expedite processing of your application we encourage you to submit all available supporting documents with your application.

STATEMENT OF INTEREST (JD)

Why are you interested in applying?

 Browse ...

Please upload a copy (PDF) of your statement letter. It should be no more than 750 words in length.

The purpose of the statement of interest is to provide the Admissions Committee with additional information about you that will be used in assessing your application. Among other things, the Admissions Committee is interested in finding out the following:

- **What led you to make the decision to apply to Law School?**
- **What you would like to do with your law degree?**
- **Why you are interested in the Faculty of Law at Thompson Rivers University in particular?**
- **Why you have made previous academic or other choices and how they have affected your decision to apply to Law School?**


This is a place for you to show us who you are, and what makes you of particular interest to the Faculty of Law at Thompson Rivers University. It is also an opportunity for you to demonstrate your personality, your maturity and that you understand the nature of the decision that you are making in choosing to come to the Faculty of Law at Thompson Rivers University.

The members of the Admissions Committee consider the Statement of Interest in the context of the rest of your application. Therefore it is useful for you to discuss how the experiences you have listed elsewhere on your application are relevant to your desire to attend Law School.

11. Submit your Statement letter by uploading a PDF file.

RESUME (JD)

Please submit a copy of your current Resume/CV.

 Browse ...

Please ensure that the Resume/CV that you provide clearly lists:

- **All of your Academic Honours** (including scholarships, medals, awards at post-secondary level, as well as entrance awards) with dates they were received.

- **All your Employment or Professional Experience** (including name of employer, location of employment, position held, type of work, and specific dates)

- **Any Extra-Curricular Community Activities** (including the name of the associated Organization /Community, your role & participation, and specific dates)

Save

Cancel

12. Upload your Resume/CV as a PDF

PLEASE NOTE:

We understand that EducationPlanner BC instructs you to submit all supporting documents with your application, however, you will need to have your transcripts and reference letters sent directly from your post-secondary institutions and referees, respectively. You will not need to send us your LSAC score since you will have provided us with your LSAC ID number. Please see the TRU Law Admissions FAQs for information on how to submit your transcripts and reference letters.

<https://www.tru.ca/law/admissions/faqs.html>

13. Don't forget to "Save" before moving on to the "Additional Information" section.



Additional Information

Provide additional details requested by Thompson Rivers University.

Additional Information

Aboriginal Identity

DO YOU IDENTIFY YOURSELF AS AN ABORIGINAL PERSON OF CANADA? *(Optional)*

Yes No (Not Specified)

The term Aboriginal person refers to First Nations, Métis and Inuit peoples of Canada.

ARE YOU FIRST NATIONS? *(Optional)*

Yes No (Not Specified)

ARE YOU MÉTIS? *(Optional)*

Yes No (Not Specified)

ARE YOU INUIT? *(Optional)*

Yes No (Not Specified)

Gender Identity

PLEASE INDICATE YOUR GENDER:

- Woman (People whose current gender is woman. This includes cisgender and transgender people who are women.)
- Man (People whose current gender is man. This includes cisgender and transgender people who are men.)
- Non-Binary Gender. (People whose current gender is not exclusively a woman or man. This includes people who do not have one gender, have no gender, are gender fluid, or are Two-Spirit.)
- Prefer not to answer.
- (Not Specified)

WOULD YOU SAY YOU ARE:

- Cisgender. (People whose sex assigned at birth is the same as their gender.)
- Transgender. (People whose sex assigned at birth is different from their gender.)
- Prefer not to answer.
- (Not Specified)

Previous Affiliation

- If you have been assigned a TRU ID number before, it is important that we link your application to it.
- Have you been employed by TRU or do you have a TRU ID number?

HAVE YOU BEEN PREVIOUSLY AFFILIATED WITH TRU?

Yes No (Not Specified)

Education History

- Any institution named in this section must also be listed as a post-secondary institution you have attended.
- Any misrepresentation of information in this application may result in the cancellation of your admission or registration and such misrepresentation may be shared with other post-secondary institutions.

HAS YOUR EDUCATION BEEN INTERRUPTED FOR LONGER THAN SIX MONTHS?

Yes No (Not Specified)

HAVE YOU:

- been required to withdraw or
- been academically suspended or
- failed a year at another post-secondary institution?


Yes No (Not Specified)

Agent Information and Release for International Applicants

DO YOU HAVE AN EDUCATIONAL REPRESENTATIVE OR AGENT?

Yes No (Not Specified)

Support Services

Please refer to our [Accessibility Services website](#)  for information regarding available accommodations and services.

Other Information

ENTER ADDITIONAL APPLICATION INFORMATION HERE. *(Optional)*

- If you chose "other" as your Post-Secondary Institution in the Academic History section of this application, please provide the name of the Institution(s) you attended here.
- Enter any additional details you feel are pertinent to your application or that you have been instructed to provide by a TRU Advisor.
- Apprentices: Enter your TWID here.

Save

Cancel

14. Review, and then submit your application.
15. You will need to provide payment for the Application Fee for your submission to be completed.
16. You will receive an automated email afterwards noting that your payment went through.
17. Please note that your next steps are to have your transcript(s) sent from your post-secondary institution(s), and to have your referees submit your reference letters. (These can be submitted before or after your online application is submitted).
18. If you have applied in previous years, you will be able to access your MyTRU account using your student number within 5-10 business days from application to check the progress (as no email will be sent to you). If you have never applied before, please be on the lookout for an email with your TRU ID number so that you can access your MyTRU account. <https://www.tru.ca/its/students/tru-id.html>