



# Institutional Report

Total Response  
Count

2,081

## Survey Responses by Campus

Campus	Count	Percent
Kamloops	1,933	93%
Williams Lake	148	7%

## Survey Responses by Division

Division	Count	Percent
Faculty of Adventure, Culinary Arts and Tourism	14	1%
Faculty of Arts	364	17%
Faculty of Education and Social Work	513	25%
Faculty of Science	190	9%
Faculty of Student Development	21	1%
School of Business and Economics	685	33%
School of Nursing	285	14%
School of Trades and Technology	9	0%

### Survey Responses by Department

Department	Count	Percent
Accounting & Finance	192	9%
Agricultural Related	18	1%
Career & Experiential Learning	21	1%
Computing Science	32	2%
EC, Elementary & Physical Ed	361	17%
Economics	169	8%
English & Modern Languages	128	6%
English Language Learning and Teaching	72	3%
Geography & Environmental Studies	30	1%
Health Care Assistant	267	13%
Human Enterprise & Innovation	126	6%
Journalism, Comm & New Media	67	3%
Management, International Business, Information and Supply Chain	153	7%
Marketing	45	2%
Mathematics and Statistics	116	6%
Mechanical and Welding Trades	9	0%
Nursing	18	1%
Philosophy, History & Politics	36	2%
Physical Sciences	24	1%
Psychology	30	1%
Social Work and Human Service	23	1%
Sociology and Anthropology	32	2%
Tourism Management	14	1%
University & Employment Prep	57	3%
Visual and Performing Arts	41	2%

### Survey Responses by Course Level

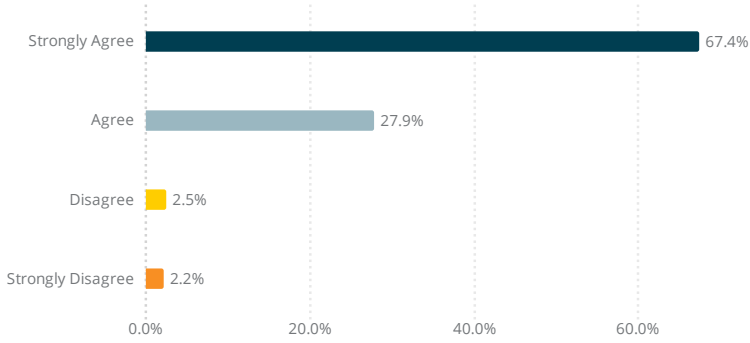
Course Level	Count	Percent
1000	748	36%
2000	285	14%
3000	178	9%
4000	73	4%
5000	484	23%
6000	201	10%
Preparatory	112	5%

## Part A. Senate Questions

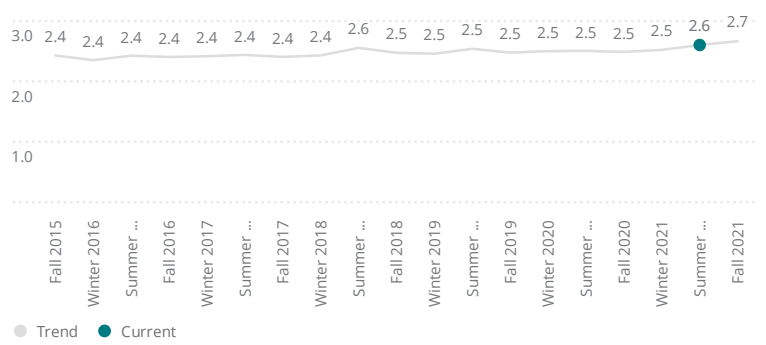
Administered to all courses.

0 = Strongly Disagree, 1 = Disagree, 2 = Agree, 3 = Strongly Agree

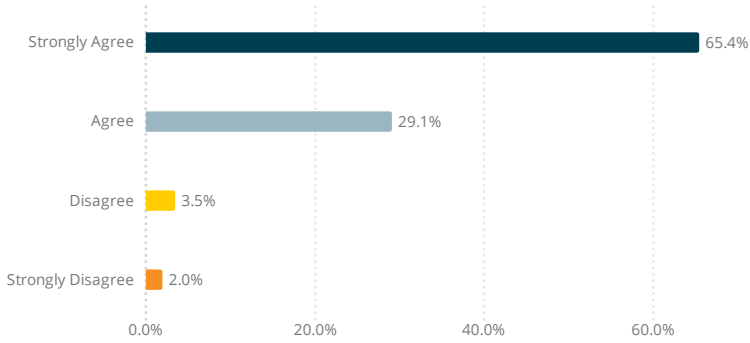
A1. The course was a valuable learning experience for me. 2,003 Responses



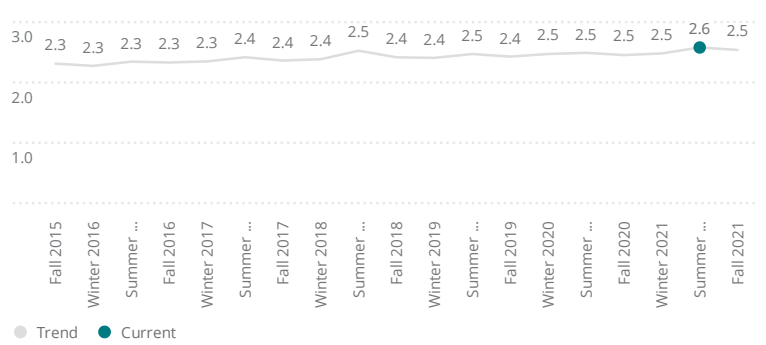
A1. Overall Score by Course Term



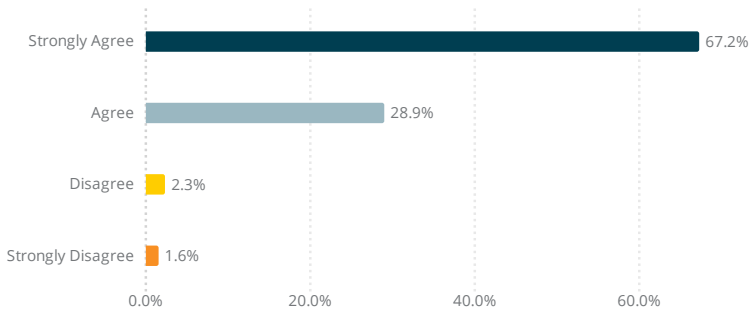
A2. The course challenged me to do my best work. 1,989 Responses



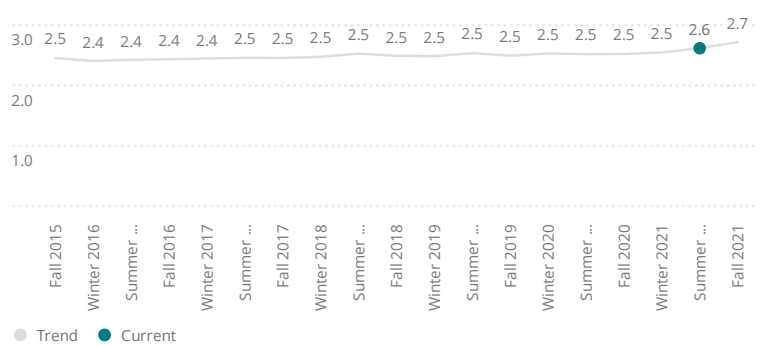
A2. Overall Score by Course Term



A3. I think the course content reflected the learning outcomes, as stated in the course outline. 1,991 Responses

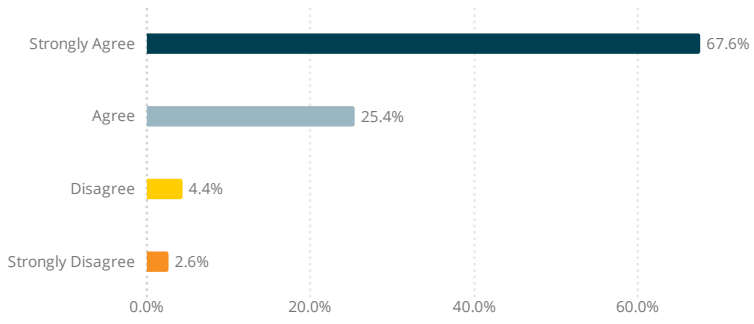


A3. Overall Score by Course Term



#### A4. The course experience increased my appreciation for the subject matter.

1,993 Responses



#### A4. Overall Score by Course Term

