



Institutional Report

Total Response Count
3,259

Survey Responses by Campus

Campus	Count	Percent
Kamloops	3,195	98%
Williams Lake	64	2%

Survey Responses by Division

Division	Count	Percent
Faculty of Adventure, Culinary Arts and Tourism	10	0%
Faculty of Arts	765	23%
Faculty of Education and Social Work	806	25%
Faculty of Science	404	12%
Faculty of Student Development	21	1%
School of Business and Economics	1,057	32%
School of Nursing	130	4%
School of Trades and Technology	66	2%

Survey Responses by Department

Department	Count	Percent
Accounting & Finance	375	12%
Agricultural Related	46	1%
Computing Science	194	6%
Construction Trades	41	1%
EC, Elementary & Physical Ed	502	15%
Economics	156	5%
English & Modern Languages	284	9%
English as Second or Add Lang	207	6%
Geography & Environmental Studies	54	2%
Health Care Assistant	88	3%
Human Enterprise & Innovation	155	5%
Journalism, Comm & New Media	251	8%
Management, Information & Supply Chain	219	7%
Marketing & International Business	152	5%
Mathematics and Statistics	124	4%
Mechanical and Welding Trades	25	1%
Nursing	42	1%
Philosophy, History & Politics	76	2%
Physical Sciences	40	1%
Psychology	49	2%
Social Work and Human Service	32	1%
Sociology and Anthropology	24	1%
Tourism Management	10	0%
University & Employment Prep	65	2%
Visual and Performing Arts	27	1%
Career & Experiential Learning	21	1%

Survey Responses by Course Level

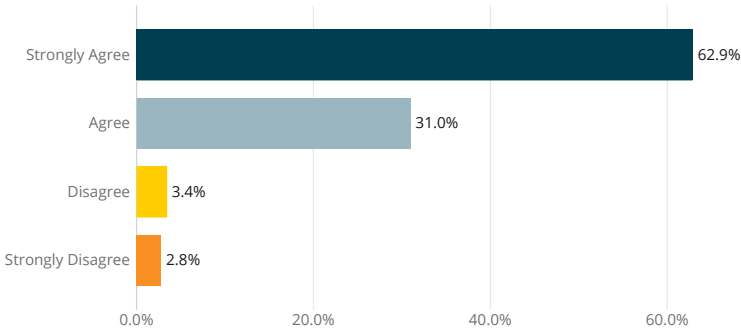
Course Level	Count	Percent
1000	1,196	37%
2000	603	19%
3000	431	13%
4000	238	7%
5000	378	12%
6000	141	4%
Preparatory	272	8%

Part A. Senate Questions

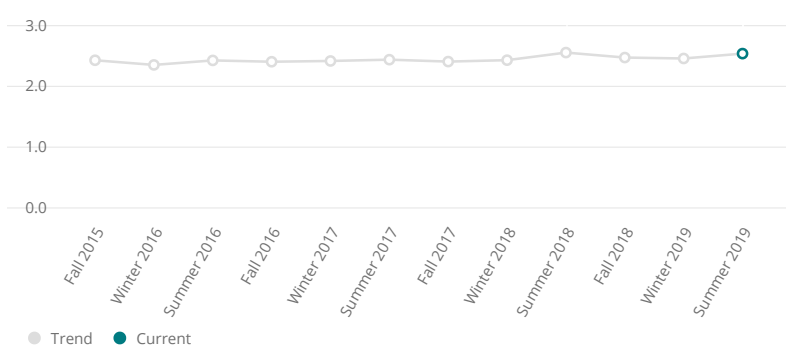
Administered to all courses.

0 = Strongly Disagree, 1 = Disagree, 2 = Agree, 3 = Strongly Agree

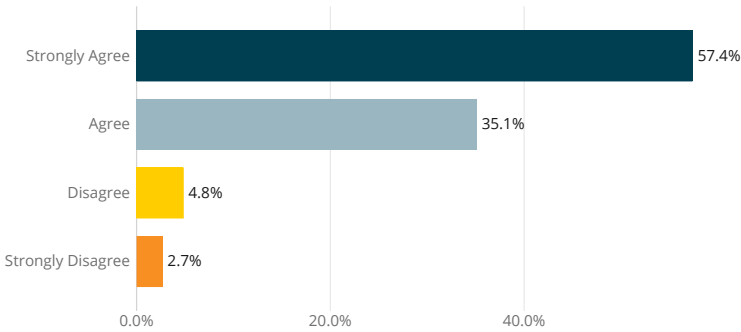
A1. The course was a valuable learning experience for me. 3,038 Responses



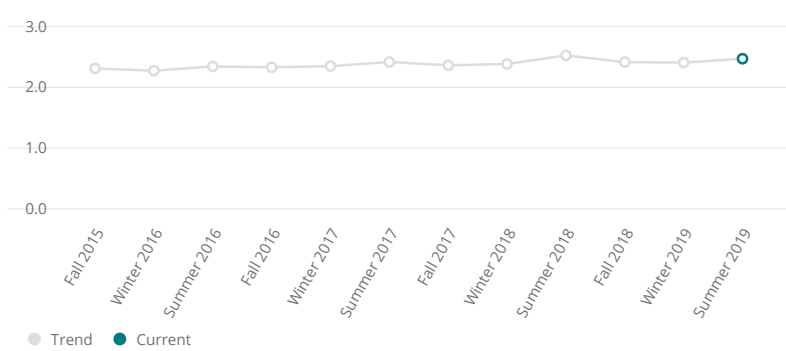
A1. Overall Score by Course Term



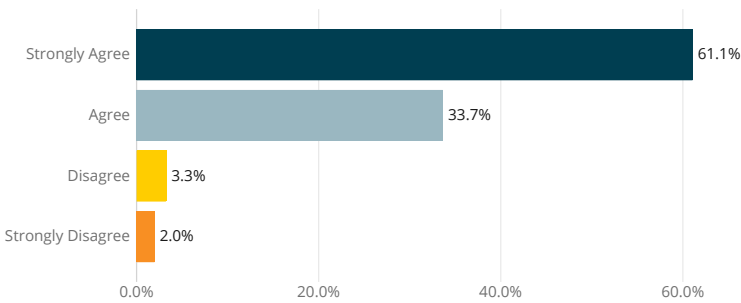
A2. The course challenged me to do my best work. 3,023 Responses



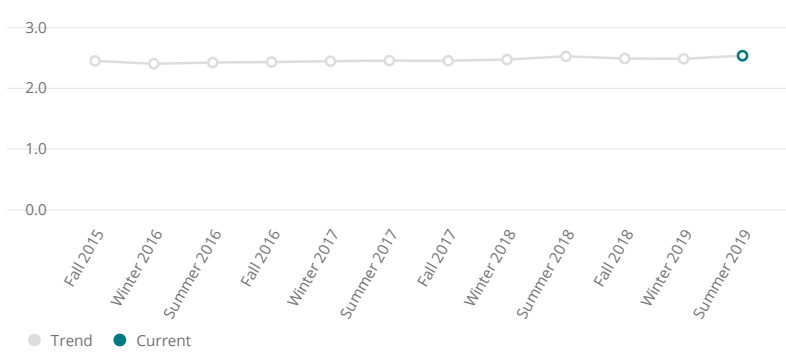
A2. Overall Score by Course Term



A3. I think the course content reflected the learning outcomes, as stated in the course outline. 3,021 Responses

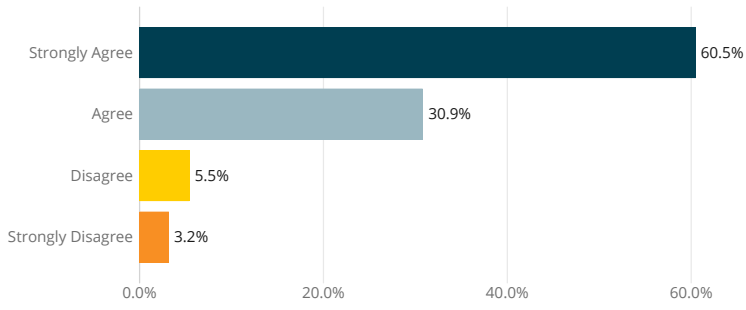


A3. Overall Score by Course Term



A4. The course experience increased my appreciation for the subject matter.

3,024 Responses



A4. Overall Score by Course Term

