

## CUSC 2016

First year student perceptions regarding Help, Concern, and Sense of Belonging



Scale: 1=strongly disagree, 2=disagree, 3=agree, 4=strongly agree



Scale: 1=very dissatisfied, 2=dissatisfied, 3=satisfied, 4=very satisfied

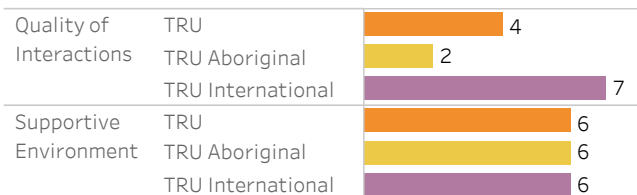


% strongly agree

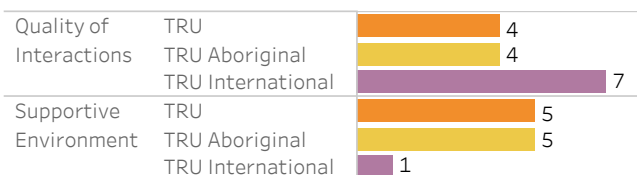
## NSSE 2014 Campus Environment Ranking

TRU's results ranked in comparison to participating Peer Institutions  
Highest ranking = 1    Lowest ranking = 13

### First Year



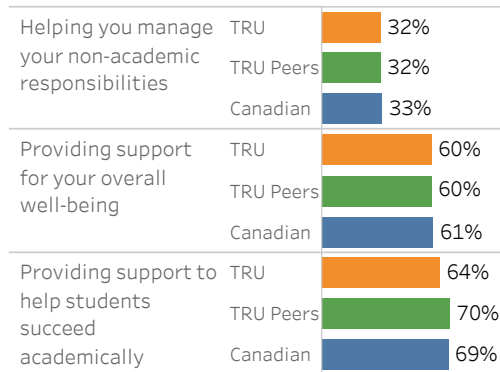
### Fourth Year



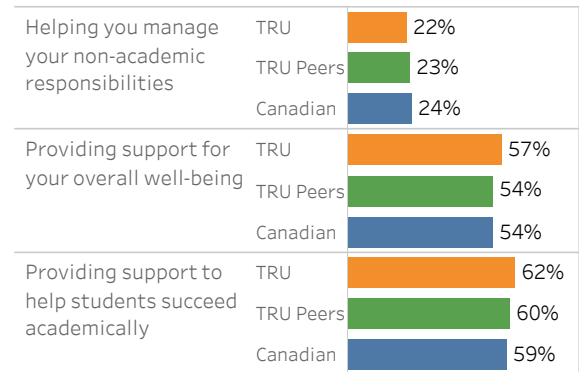
## NSSE 2014 Supportive Environment

Percentage of students responding "Very much" or "Quite a bit" regarding how much TRU emphasized the following

### First Year



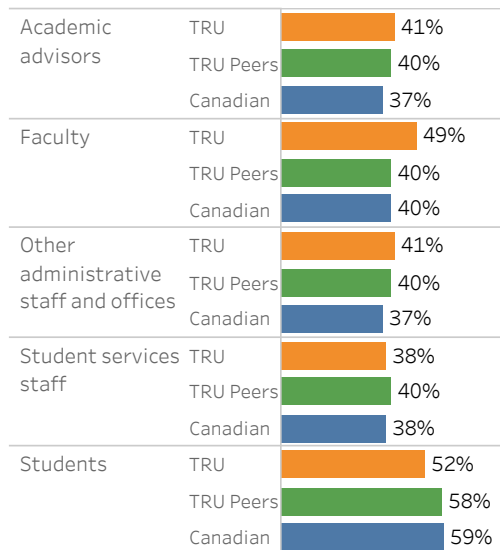
### Fourth Year



## NSSE 2014 Quality of Interactions

Percentage of students rating student interactions at a 6 or 7 on a scale of 1 (poor) to 7 (excellent)

### First Year



### Fourth Year

