



Institutional Report

Total Response Count

19,734

Survey Responses by Campus

Campus	Count	Percent
Kamloops	19,172	97%
Williams Lake	562	3%

Survey Responses by Division

Division	Count	Percent
Faculty of Adventure, Culinary Arts and Tourism	894	5%
Faculty of Arts	4,390	22%
Faculty of Education and Social Work	2,098	11%
Faculty of Law	924	5%
Faculty of Science	4,993	25%
Faculty of Student Development	135	1%
School of Business and Economics	4,580	23%
School of Nursing	1,522	8%
School of Trades and Technology	198	1%

Survey Responses by Department

Department	Count	Percent
Accounting & Finance	1,369	7%
Adventure Studies	245	1%
Agricultural Related	624	3%
Allied Health	475	2%
Arch, Digi Art, Electron & Eng	139	1%
Biological Sciences	1,188	6%
Computing Science	582	3%
Construction Trades	157	1%
Cooperative & Career Education	65	0%
Counselling	70	0%
Culinary Arts & Retail Meat	92	0%
EC, Elementary & Physical Ed	700	4%
Economics	870	4%
English & Modern Languages	1,107	6%
English as Second or Add Lang	458	2%
Geography & Environmental Studies	242	1%
Health Care Assistant	377	2%
Human Enterprise & Innovation	862	4%
Journalism, Comm & New Media	751	4%

Law	924	5%
Management, Information & Supply Chain	607	3%
Marketing & International Business	872	4%
Mathematics and Statistics	647	3%
Mechanical and Welding Trades	41	0%
Natural Resource Sciences	414	2%
Nursing	1,145	6%
Philosophy, History & Politics	716	4%
Physical Sciences	910	5%
Psychology	610	3%
Science Undeclared	14	0%
Social Work and Human Service	530	3%
Sociology and Anthropology	643	3%
Tourism Management	557	3%
University & Employment Prep	410	2%
Visual and Performing Arts	321	2%

Survey Responses by Course Level

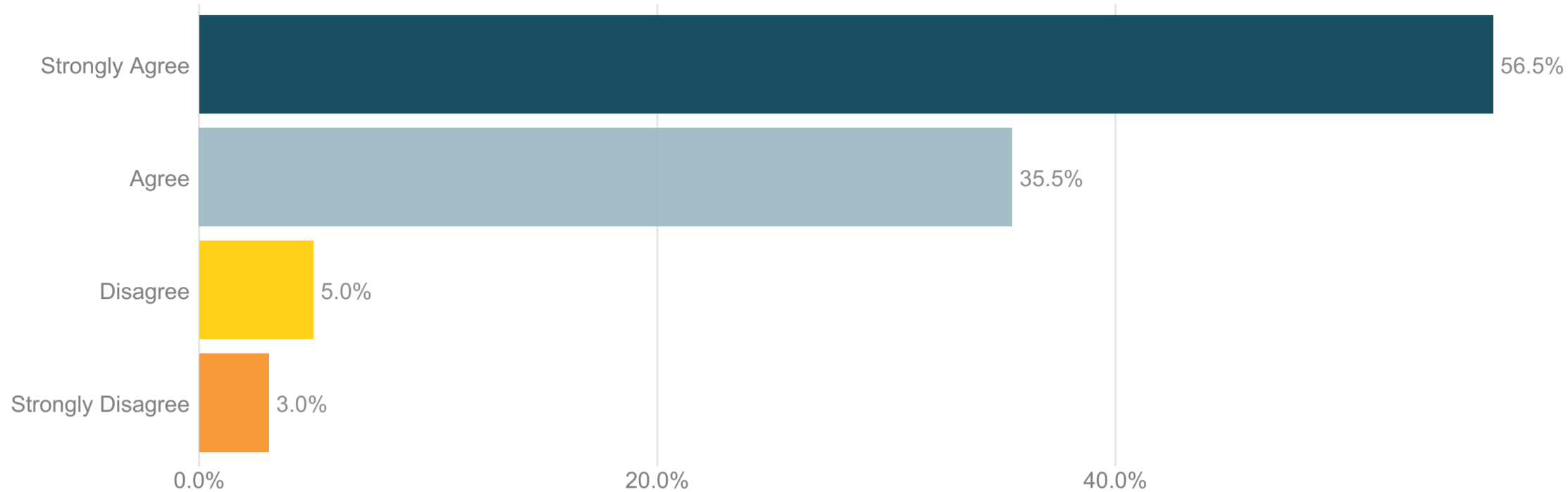
Course Level	Count	Percent
1000	6,668	34%
2000	5,102	26%
3000	4,519	23%
4000	1,844	9%
5000	514	3%
6000	236	1%
Preparatory	851	4%

Part A. Senate Questions

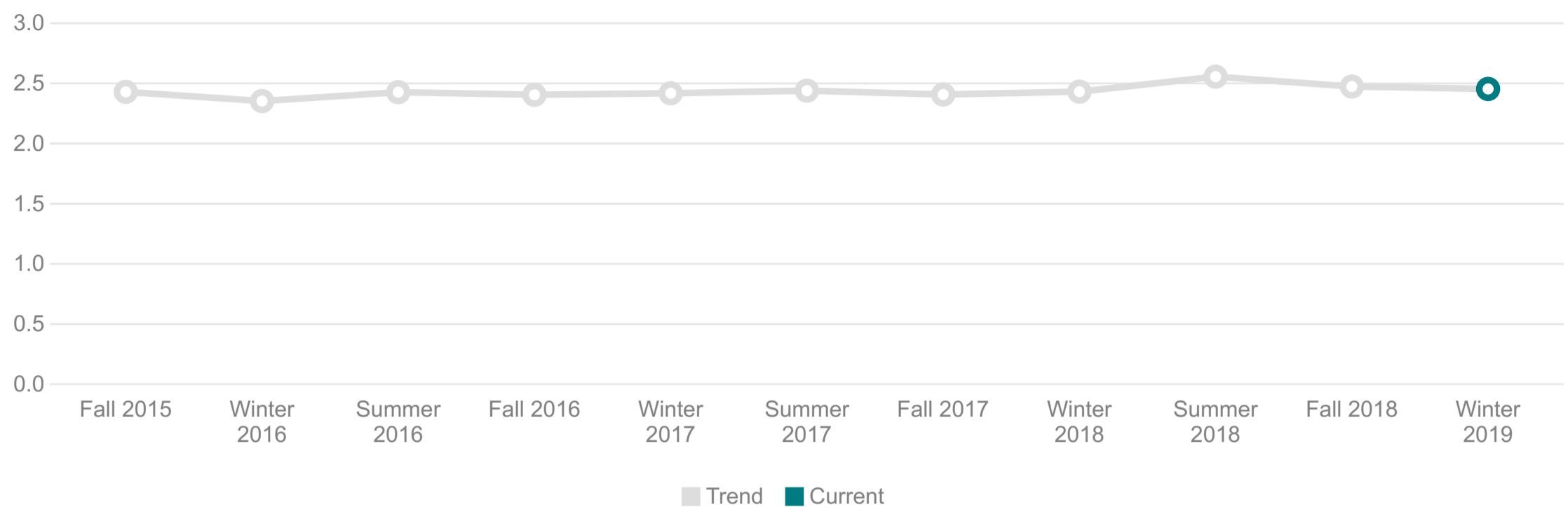
Administered to all courses.

0 = Strongly Disagree, 1 = Disagree, 2 = Agree, 3 = Strongly Agree

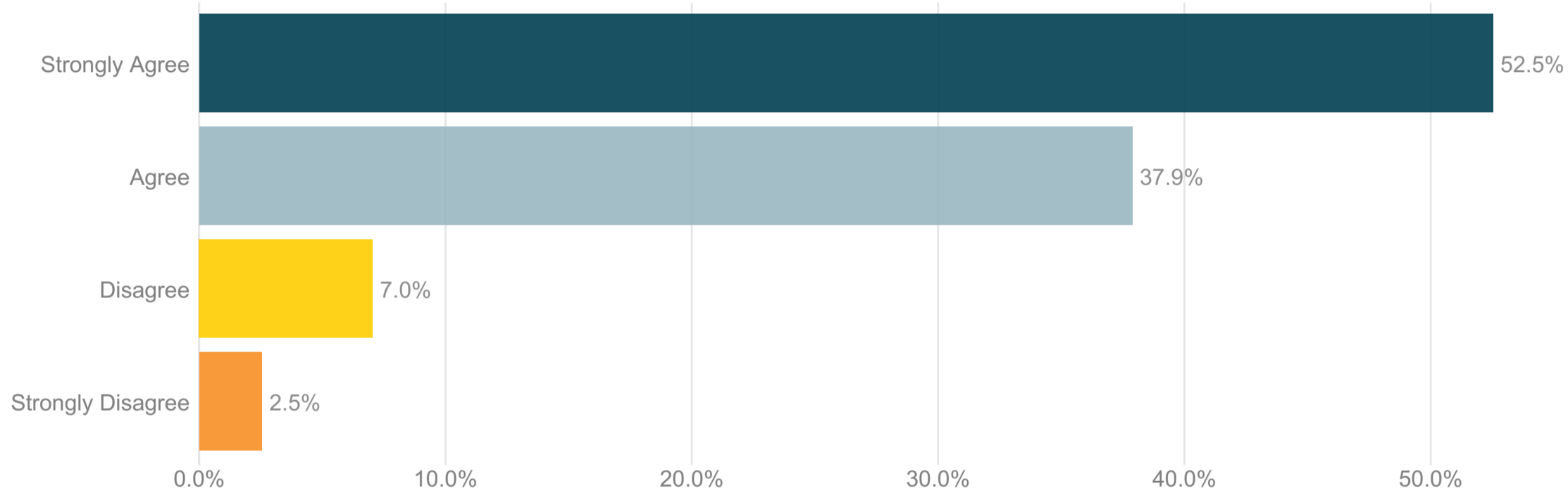
A1. The course was a valuable learning experience for me. **19,080** Responses



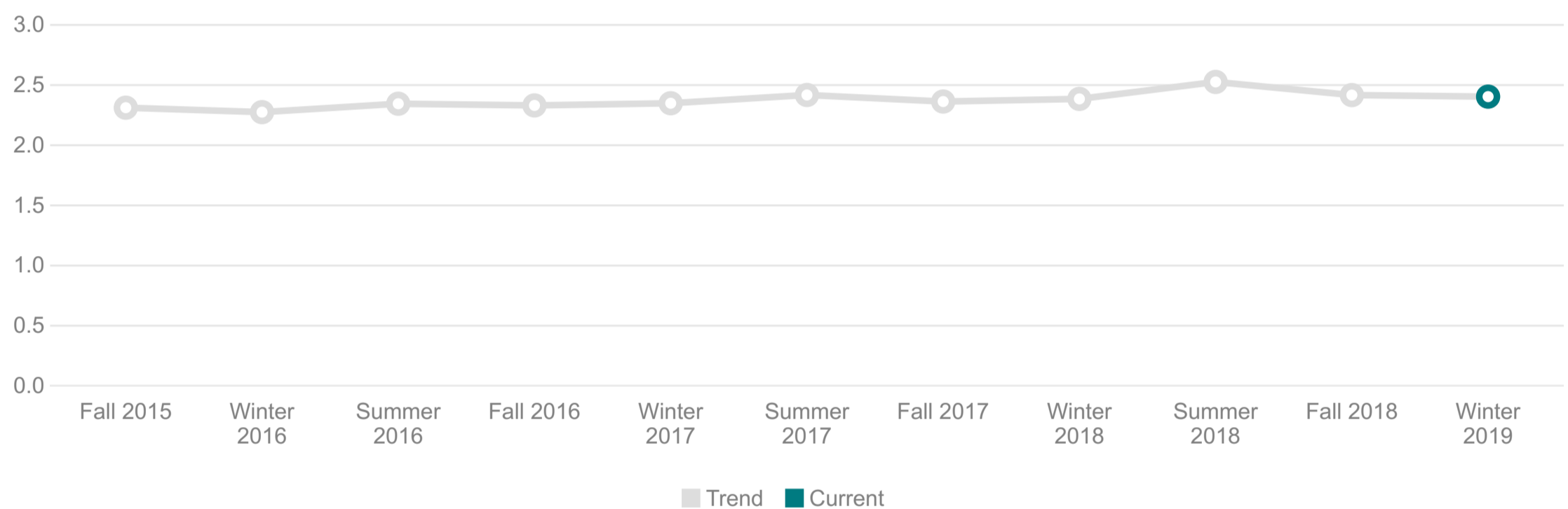
A1. Overall Score by Course Term



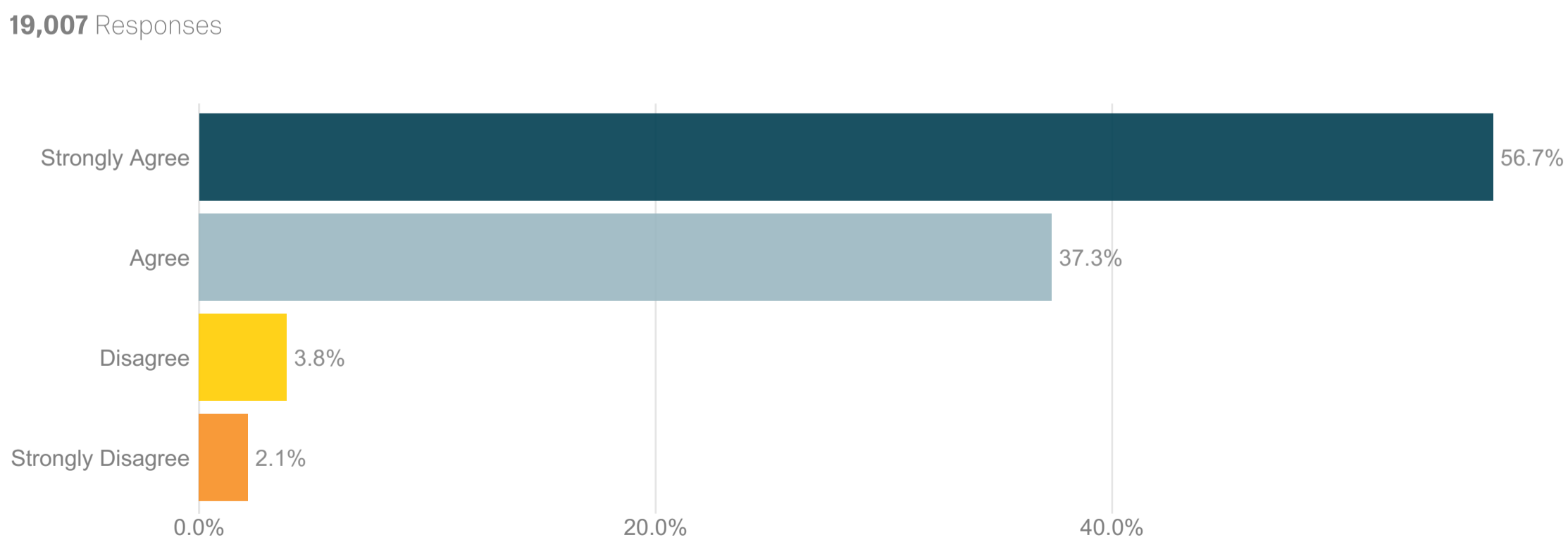
A2. The course challenged me to do my best work. **19,019** Responses



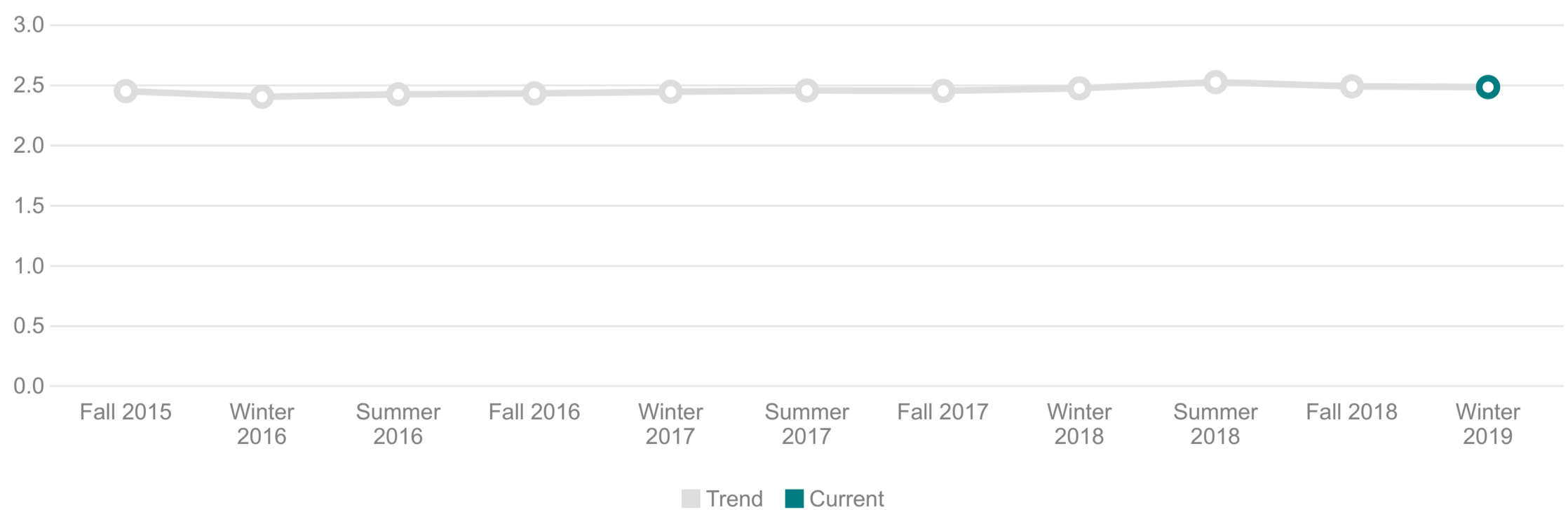
A2. Overall Score by Course Term



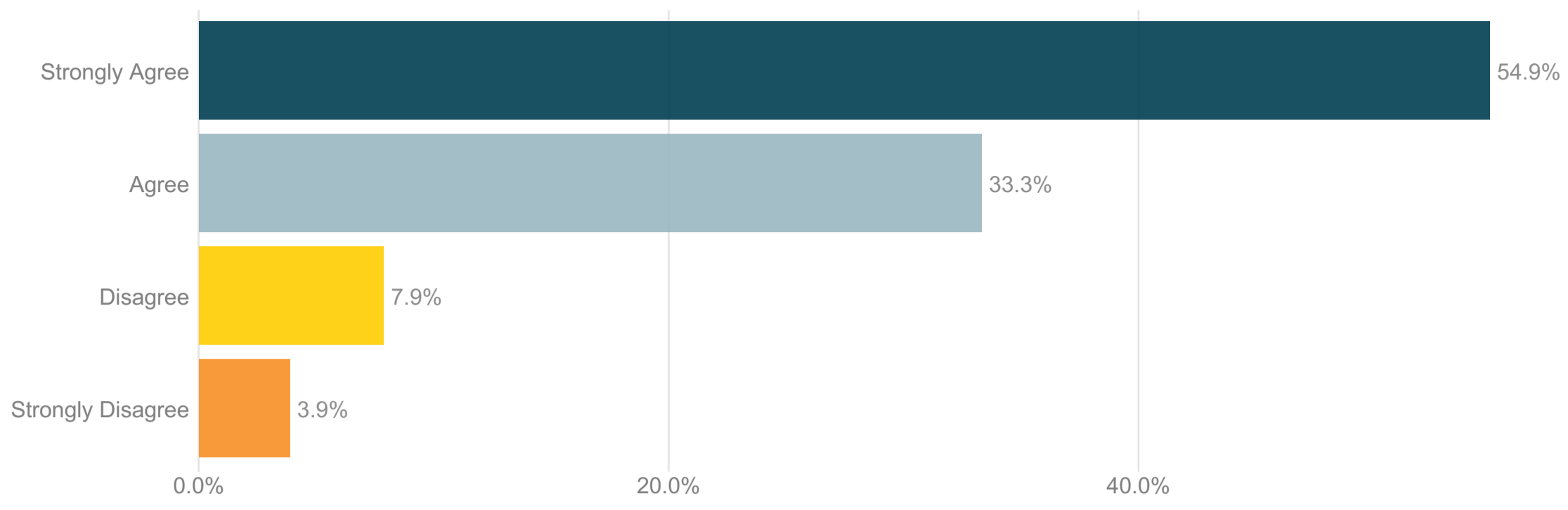
A3. I think the course content reflected the learning outcomes, as stated in the course outline. **19,007** Responses



A3. Overall Score by Course Term



A4. The course experience increased my appreciation for the subject matter. **19,029** Responses



A4. Overall Score by Course Term

