



# Institutional Report

Total Response Count

15,411

Survey Responses by Campus

Campus	Count	Percent
Kamloops	14,921	97%
Regional Centres	43	0%
Williams Lake	447	3%

Survey Responses by Division

Division	Count	Percent
Faculty of Adventure, Culinary Arts and Tourism	661	4%
Faculty of Arts	3,663	24%
Faculty of Education and Social Work	1,866	12%
Faculty of Law	839	5%
Faculty of Science	3,719	24%
Faculty of Student Development	98	1%
School of Business and Economics	2,930	19%
School of Nursing	1,131	7%
School of Trades and Technology	504	3%

Survey Responses by Department

Department	Count	Percent
Accounting & Finance	794	5%
Adventure Studies	191	1%
Agricultural Related	227	1%
Allied Health	491	3%
Arch, Digi Art, Electron & Eng	234	2%
Biological Sciences	843	5%
Computing Science	490	3%
Construction Trades	317	2%
Cooperative & Career Education	58	0%
Counselling	40	0%
Culinary Arts & Retail Meat	53	0%
EC, Elementary & Physical Ed	459	3%
Economics	572	4%
English & Modern Languages	879	6%
English as Second or Add Lang	561	4%
Geography & Environmental Studies	258	2%
Graduate - SoBE	205	1%
Health Care Assistant	344	2%
Human Enterprise & Innovation	639	4%

Journalism, Comm & New Media	546	4%
Law	839	5%
Management, Information & Supply Chain	251	2%
Marketing & International Business	469	3%
Mathematics and Statistics	536	3%
Mechanical and Welding Trades	187	1%
Natural Resource Sciences	256	2%
Nursing	787	5%
Philosophy, History & Politics	572	4%
Physical Sciences	626	4%
Psychology	634	4%
Social Work and Human Service	407	3%
Sociology and Anthropology	446	3%
Tourism Management	417	3%
Undeclared	33	0%
University & Employment Prep	439	3%
Visual and Performing Arts	311	2%

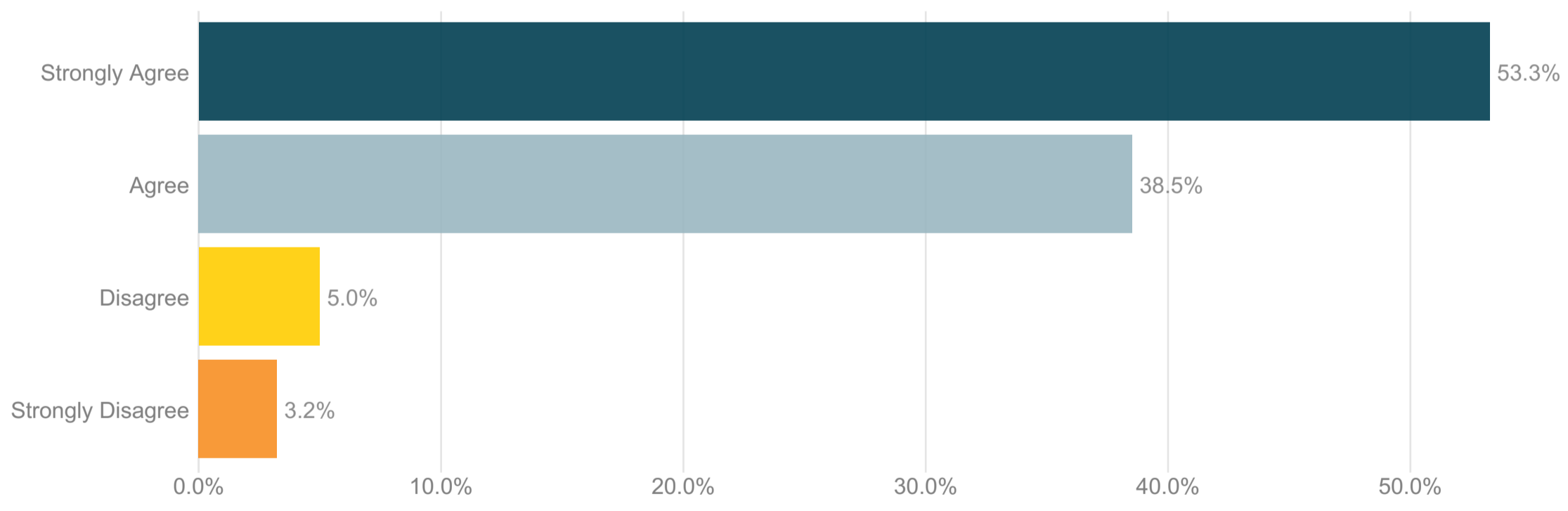
# Survey Responses by Course Level

Course Level	Count	Percent
1000	5,590	36%
2000	3,499	23%
3000	3,592	23%
4000	1,392	9%
5000	223	1%
6000	138	1%
Preparatory	977	6%

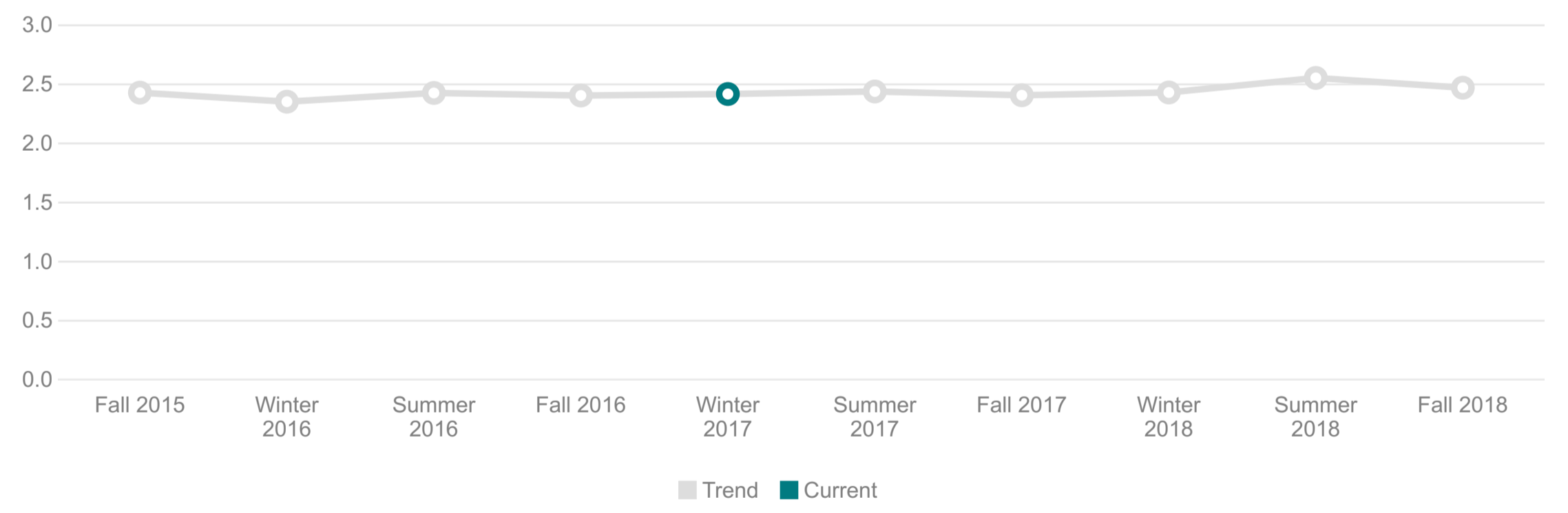
## Part A. Senate Questions

Administered to all courses.  
 0 = Strongly Disagree, 1 = Disagree, 2 = Agree, 3 = Strongly Agree

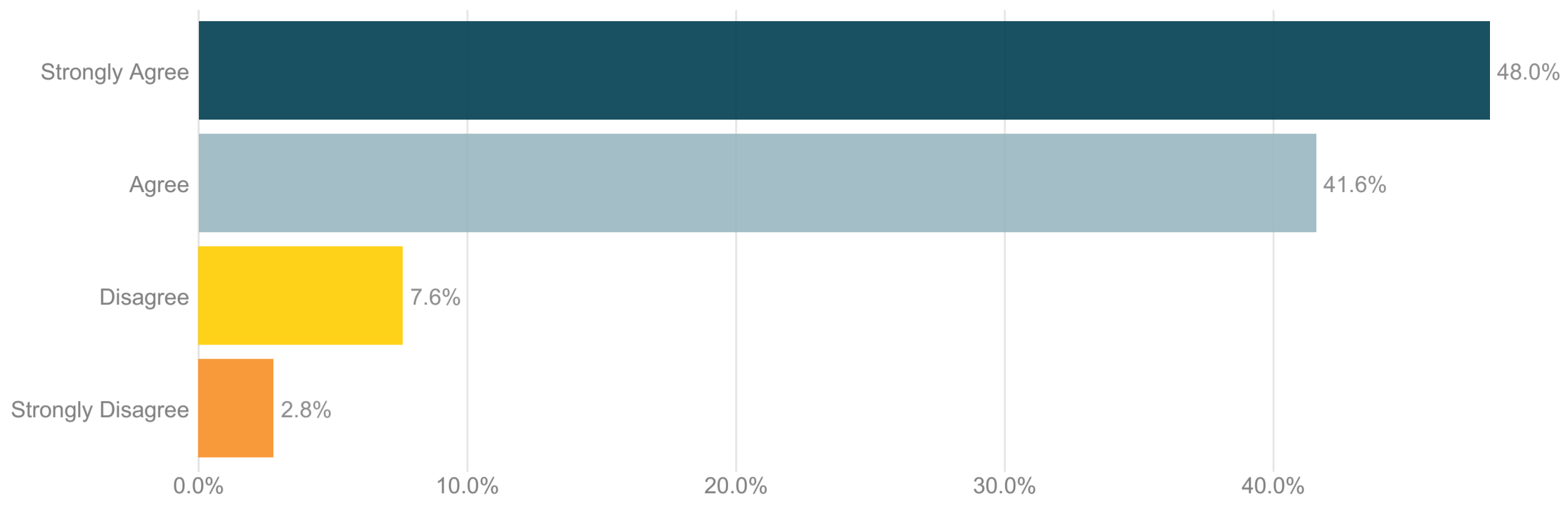
A1. The course was a valuable learning experience for me. **14705** Responses



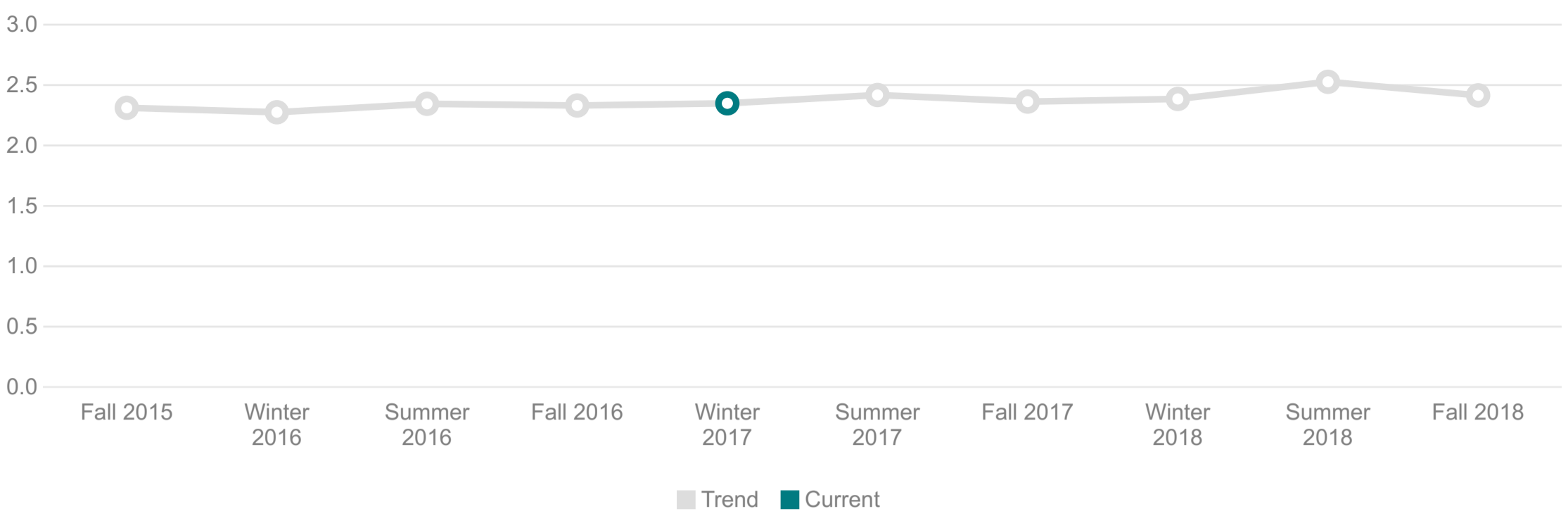
A1. Overall Score by Course Term



A2. The course challenged me to do my best work. **14686** Responses

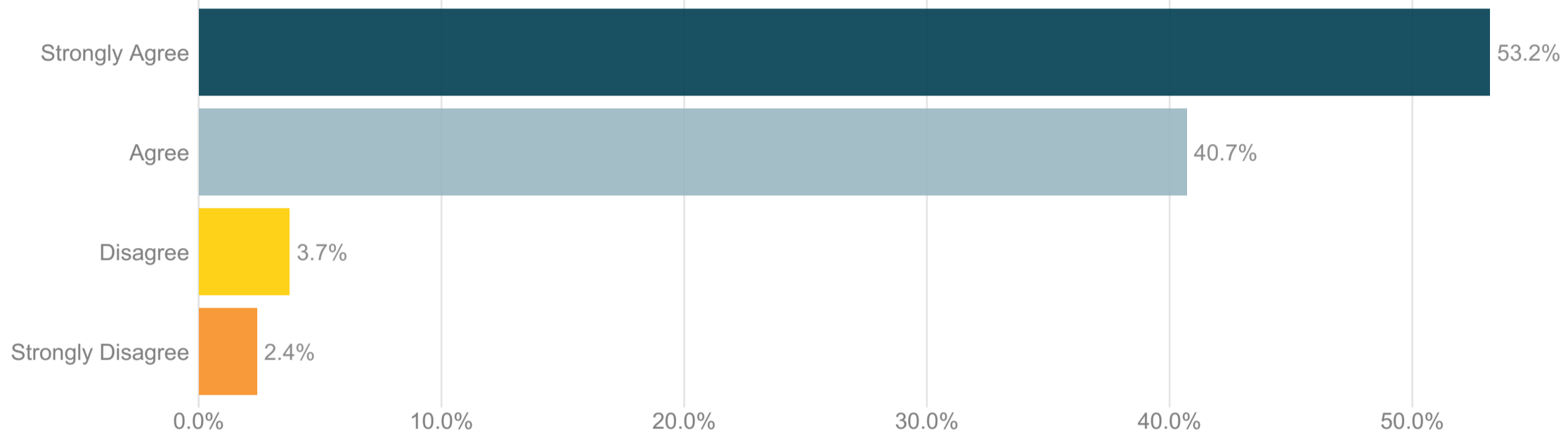


A2. Overall Score by Course Term

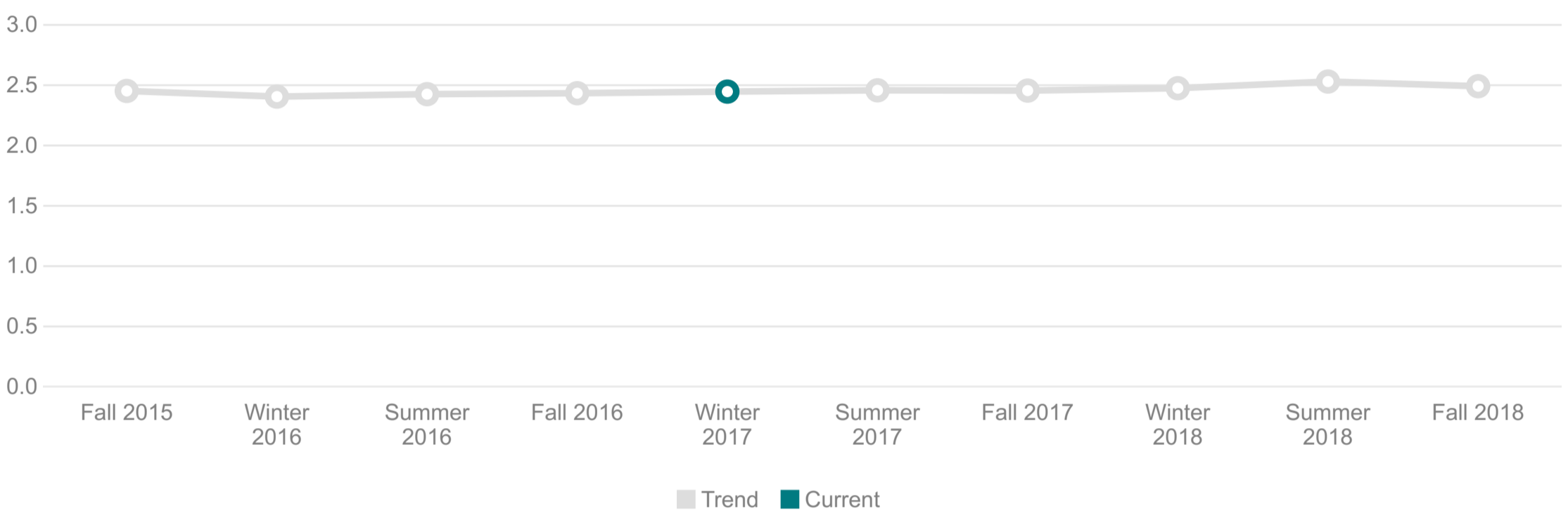


A3. I think the course content reflected the learning outcomes, as stated in the course outline.

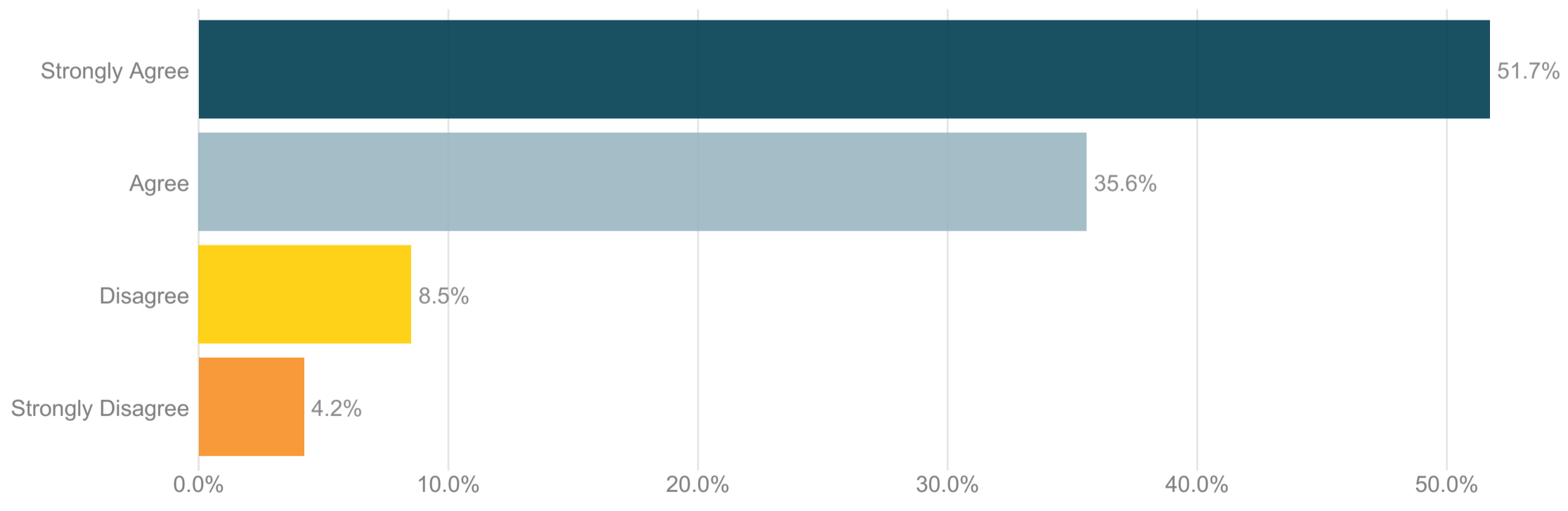
**14676** Responses



A3. Overall Score by Course Term



A4. The course experience increased my appreciation for the subject matter. **14684** Responses



A4. Overall Score by Course Term

