



Institutional Report

Total Response Count

14,687

Survey Responses by Campus

Campus	Count	Percent
Kamloops	14,358	98%
Williams Lake	329	2%

Survey Responses by Division

Division	Count	Percent
Faculty of Adventure, Culinary Arts and Tourism	580	4%
Faculty of Arts	3,591	24%
Faculty of Education and Social Work	1,648	11%
Faculty of Law	1,107	8%
Faculty of Science	3,678	25%
Faculty of Student Development	71	0%
School of Business and Economics	3,034	21%
School of Nursing	750	5%
School of Trades and Technology	228	2%

Survey Responses by Department

Department	Count	Percent
Accounting & Finance	772	5%
Adventure Studies	22	0%
Agricultural Related	246	2%
Allied Health	435	3%
Arch, Digi Art, Electron & Eng	272	2%
Biological Sciences	776	5%
Computing Science	485	3%
Construction Trades	91	1%
Cooperative & Career Education	17	0%
Counselling	54	0%
Culinary Arts & Retail Meat	84	1%
EC, Elementary & Physical Ed	472	3%
Economics	564	4%
English & Modern Languages	846	6%
English as Second or Add Lang	490	3%
Geography & Environmental Studies	224	2%
Graduate - SoBE	262	2%
Health Care Assistant	221	2%
Human Enterprise & Innovation	583	4%

Journalism, Comm & New Media	486	3%
Law	1,107	8%
Management, Information & Supply Chain	268	2%
Marketing & International Business	585	4%
Mathematics and Statistics	599	4%
Mechanical and Welding Trades	137	1%
Natural Resource Sciences	306	2%
Nursing	529	4%
Philosophy, History & Politics	617	4%
Physical Sciences	559	4%
Psychology	543	4%
Social Work and Human Service	345	2%
Sociology and Anthropology	502	3%
Tourism Management	474	3%
Undeclared	8	0%
University & Employment Prep	341	2%
Visual and Performing Arts	365	2%

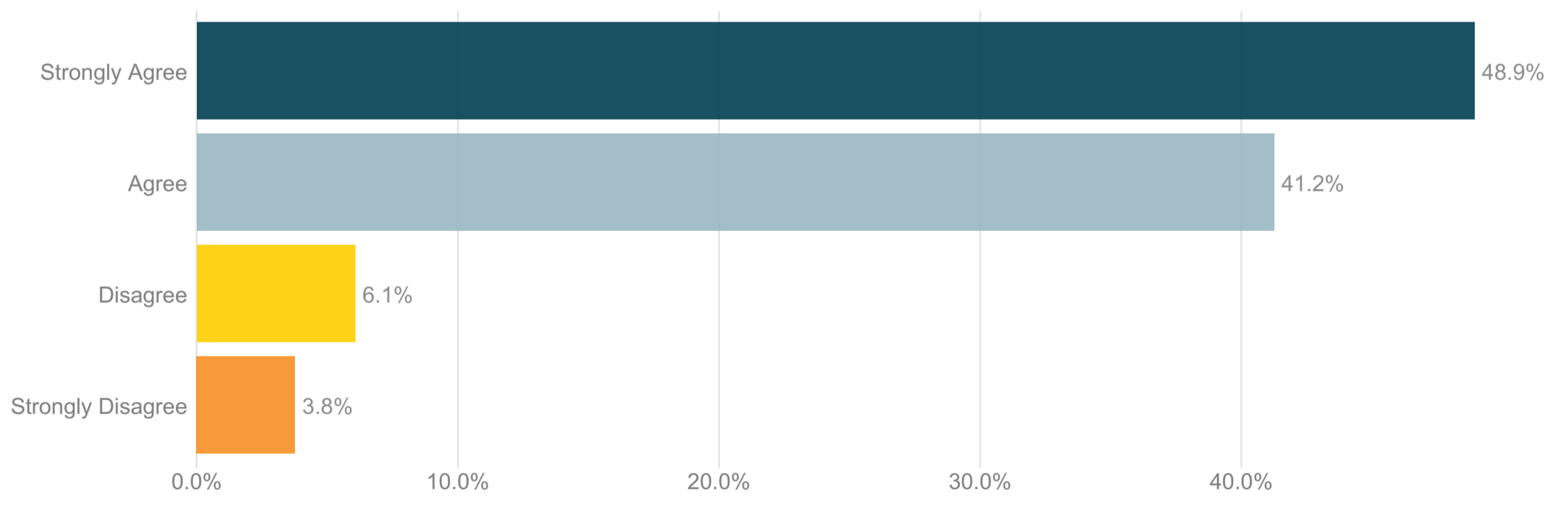
Survey Responses by Course Level

Course Level	Count	Percent
1000	4,859	33%
2000	3,430	23%
3000	3,591	24%
4000	1,566	11%
5000	231	2%
6000	186	1%
Preparatory	824	6%

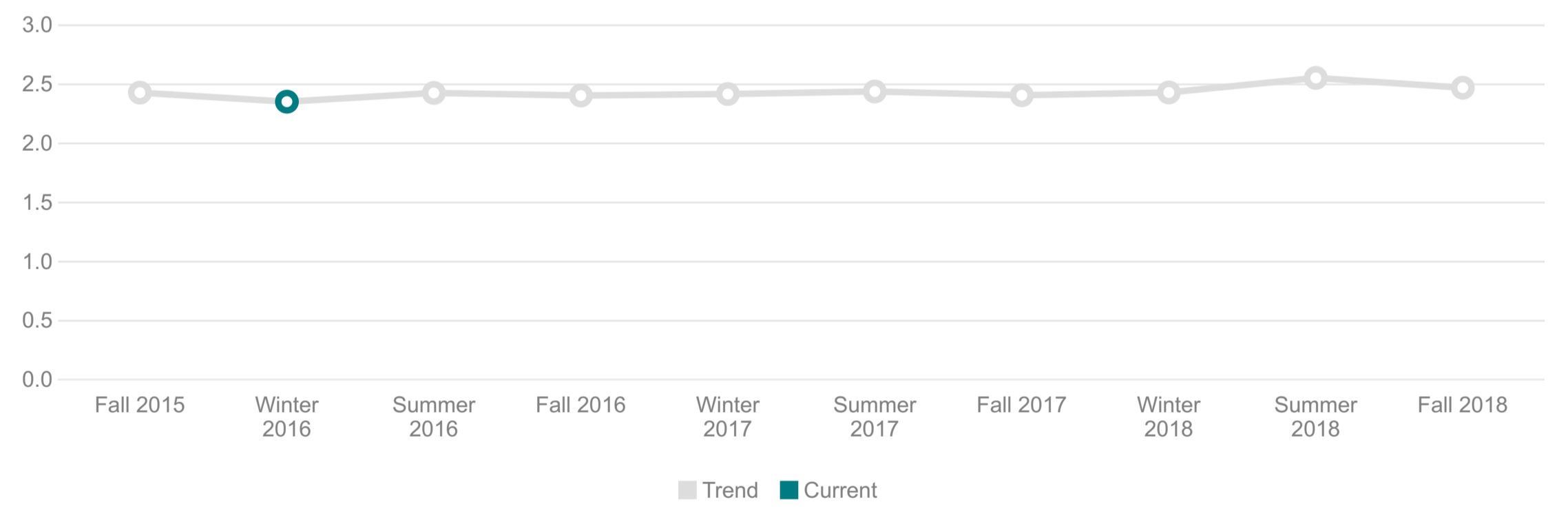
Part A. Senate Questions

Administered to all courses.
 0 = Strongly Disagree, 1 = Disagree, 2 = Agree, 3 = Strongly Agree

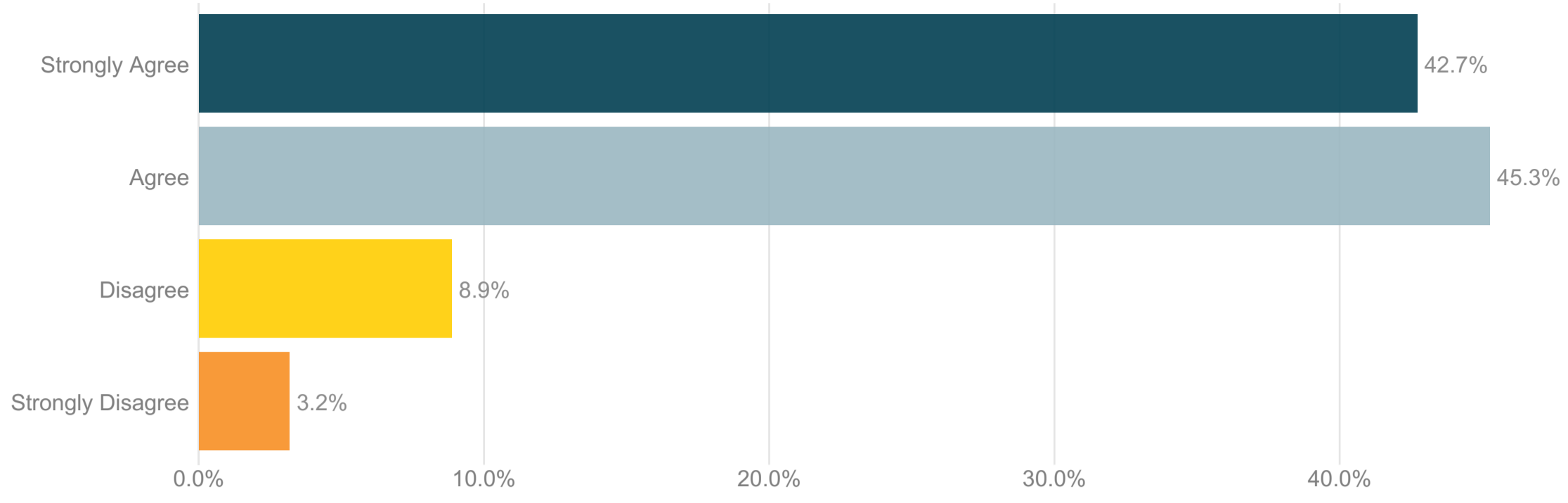
A1. The course was a valuable learning experience for me. 14182 Responses



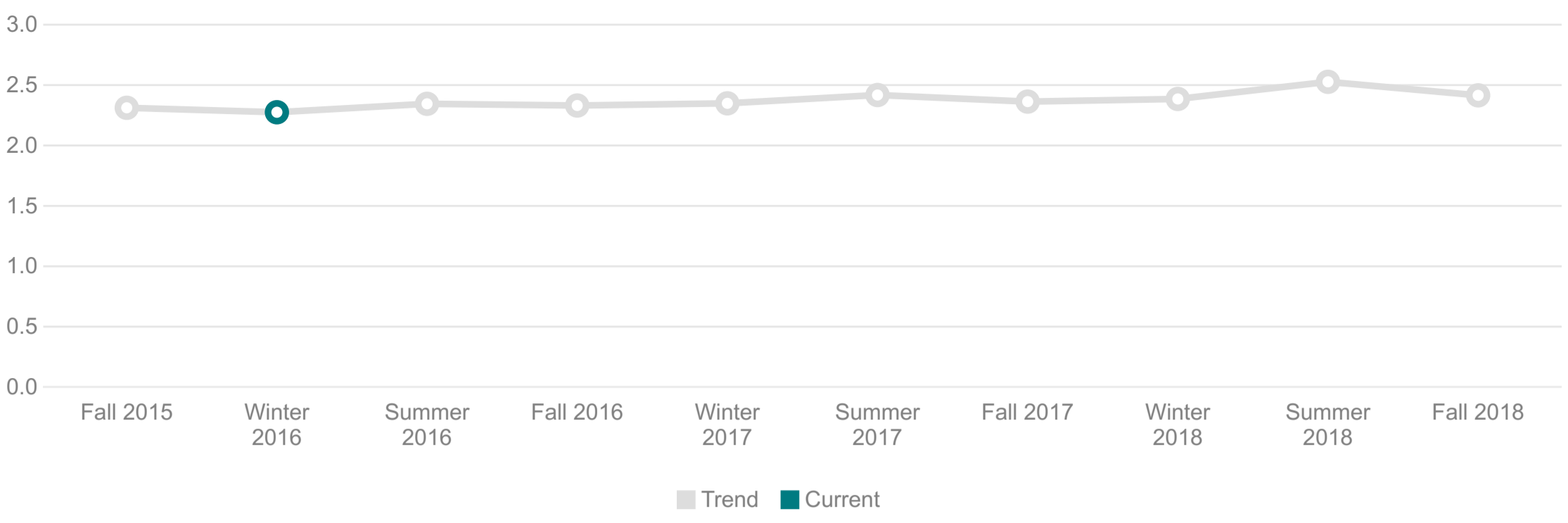
A1. Overall Score by Course Term



A2. The course challenged me to do my best work. **14160** Responses

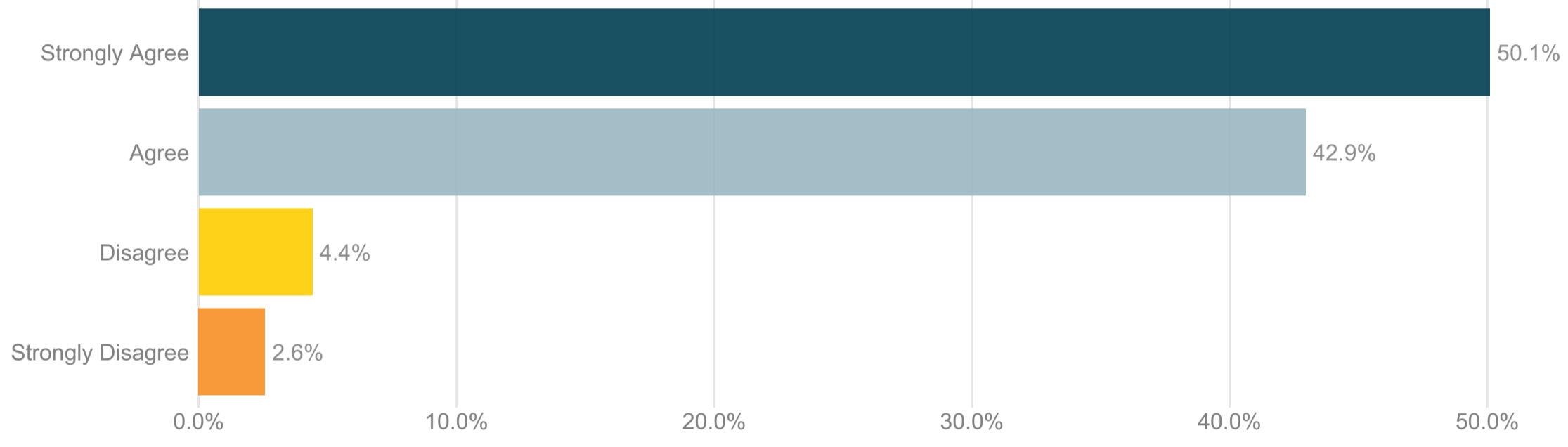


A2. Overall Score by Course Term

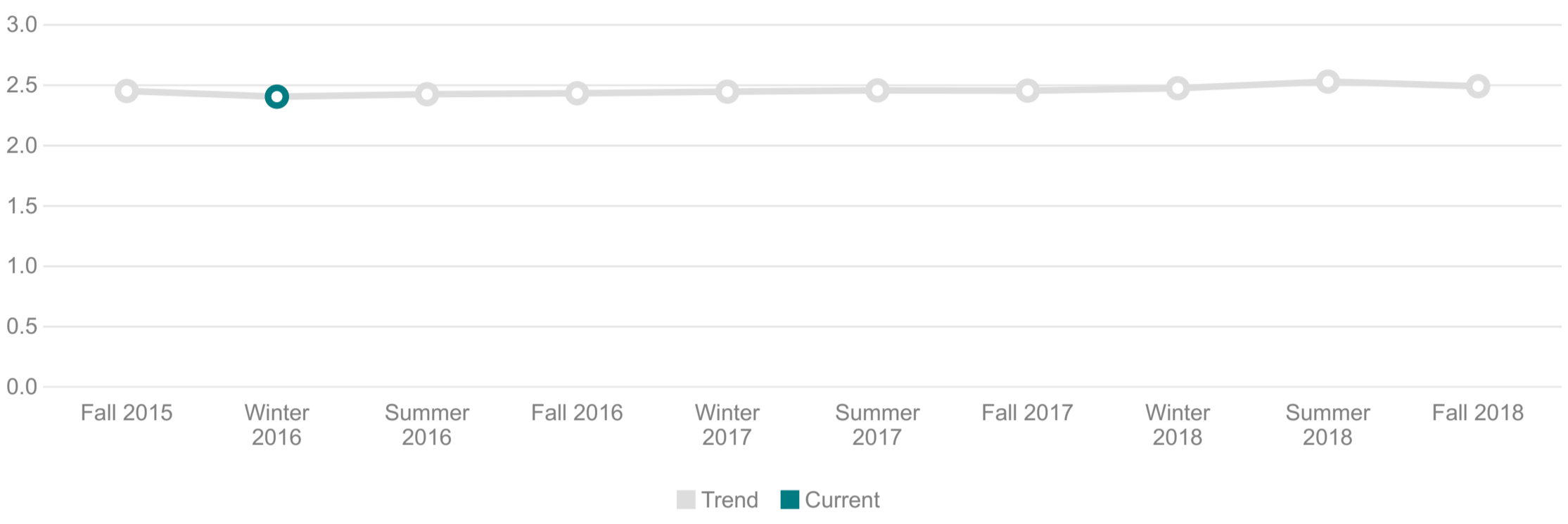


A3. I think the course content reflected the learning outcomes, as stated in the course outline.

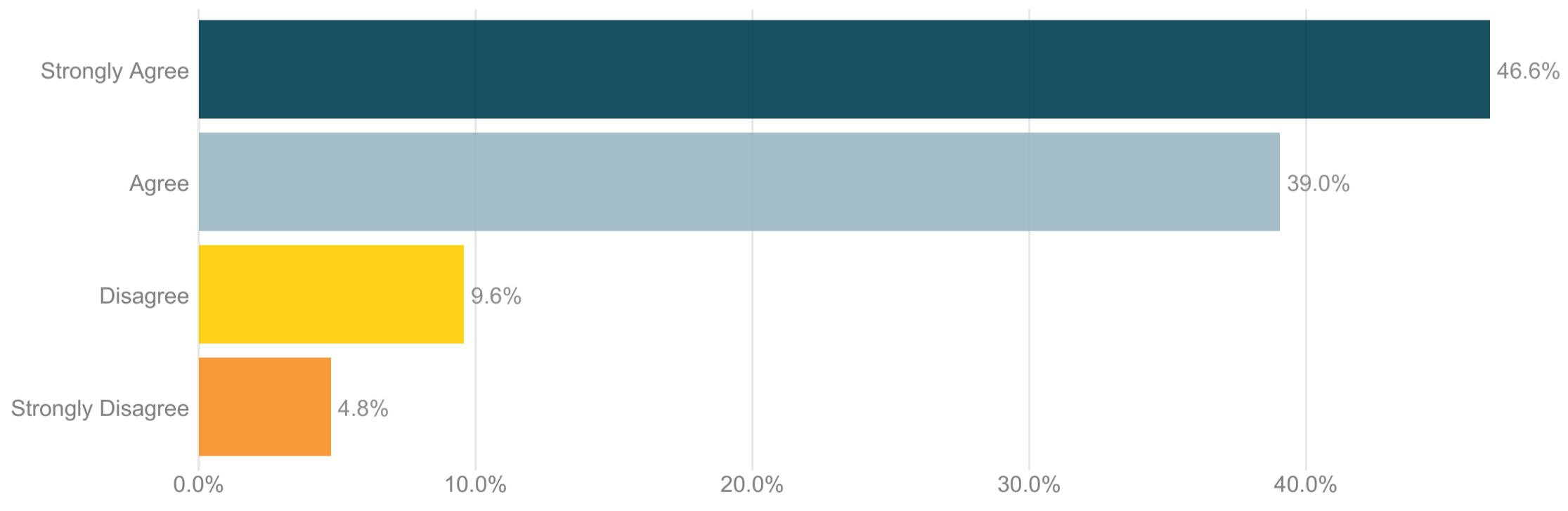
14151 Responses



A3. Overall Score by Course Term



A4. The course experience increased my appreciation for the subject matter. **14142** Responses



A4. Overall Score by Course Term

