



Institutional Report

Total Response Count

21,550

Survey Responses by Campus

Campus	Count	Percent
Kamloops	21,116	98%
Williams Lake	434	2%

Survey Responses by Division

Division	Count	Percent
Faculty of Adventure, Culinary Arts and Tourism	976	5%
Faculty of Arts	4,831	22%
Faculty of Education and Social Work	2,982	14%
Faculty of Law	648	3%
Faculty of Science	5,872	27%
Faculty of Student Development	151	1%
School of Business and Economics	4,200	19%
School of Nursing	1,755	8%
School of Trades and Technology	135	1%

Survey Responses by Department

Department	Count	Percent
Accounting & Finance	1,337	6%
Adventure Studies	200	1%
Agricultural Related	607	3%
Allied Health	746	3%
Arch, Digi Art, Electron & Eng	226	1%
Arts Undeclared	14	0%
Biological Sciences	1,188	6%
Computing Science	619	3%
Construction Trades	89	0%
Cooperative & Career Education	92	0%
Counselling	59	0%
Culinary Arts & Retail Meat	132	1%
EC, Elementary & Physical Ed	1,100	5%
Economics	760	4%
English & Modern Languages	1,235	6%
English as Second or Add Lang	842	4%
Geography & Environmental Studies	268	1%
Health Care Assistant	224	1%
Human Enterprise & Innovation	811	4%

Journalism, Comm & New Media	809	4%
Law	648	3%
Management, Information & Supply Chain	559	3%
Marketing & International Business	733	3%
Mathematics and Statistics	822	4%
Mechanical and Welding Trades	46	0%
Natural Resource Sciences	426	2%
Nursing	1,531	7%
Philosophy, History & Politics	696	3%
Physical Sciences	1,234	6%
Psychology	729	3%
Science Undeclared	4	0%
Social Work and Human Service	522	2%
Sociology and Anthropology	625	3%
Tourism Management	644	3%
University & Employment Prep	518	2%
Visual and Performing Arts	455	2%

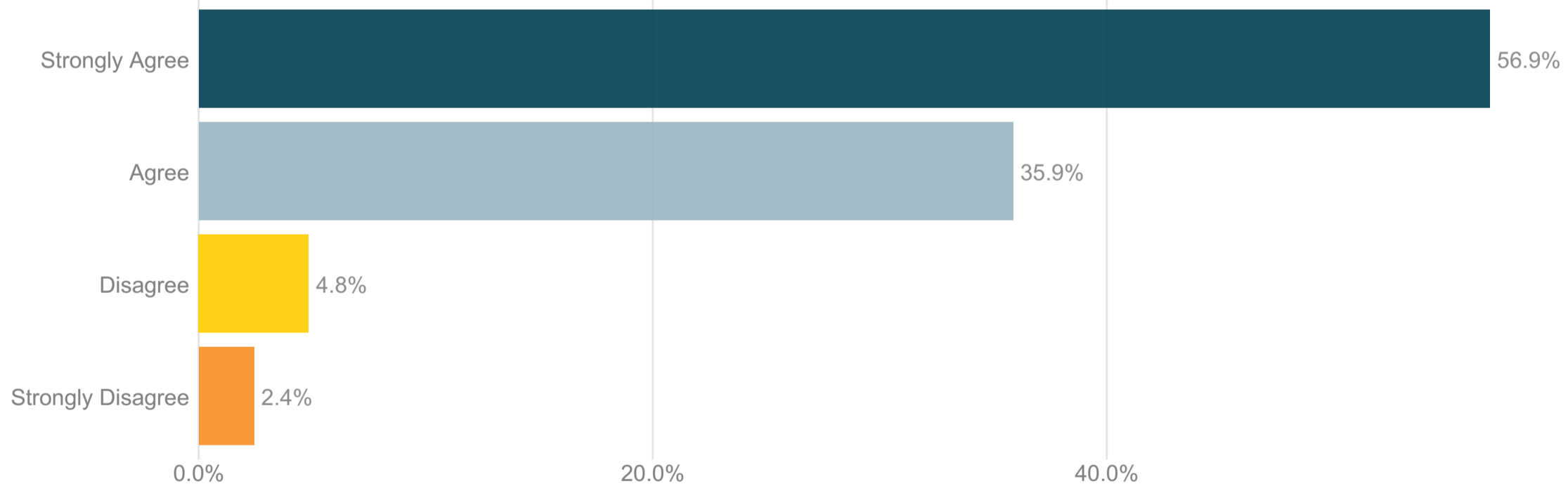
Survey Responses by Course Level

Course Level	Count	Percent
1000	7,875	37%
2000	5,240	24%
3000	4,414	20%
4000	2,004	9%
5000	551	3%
6000	164	1%
Preparatory	1,302	6%

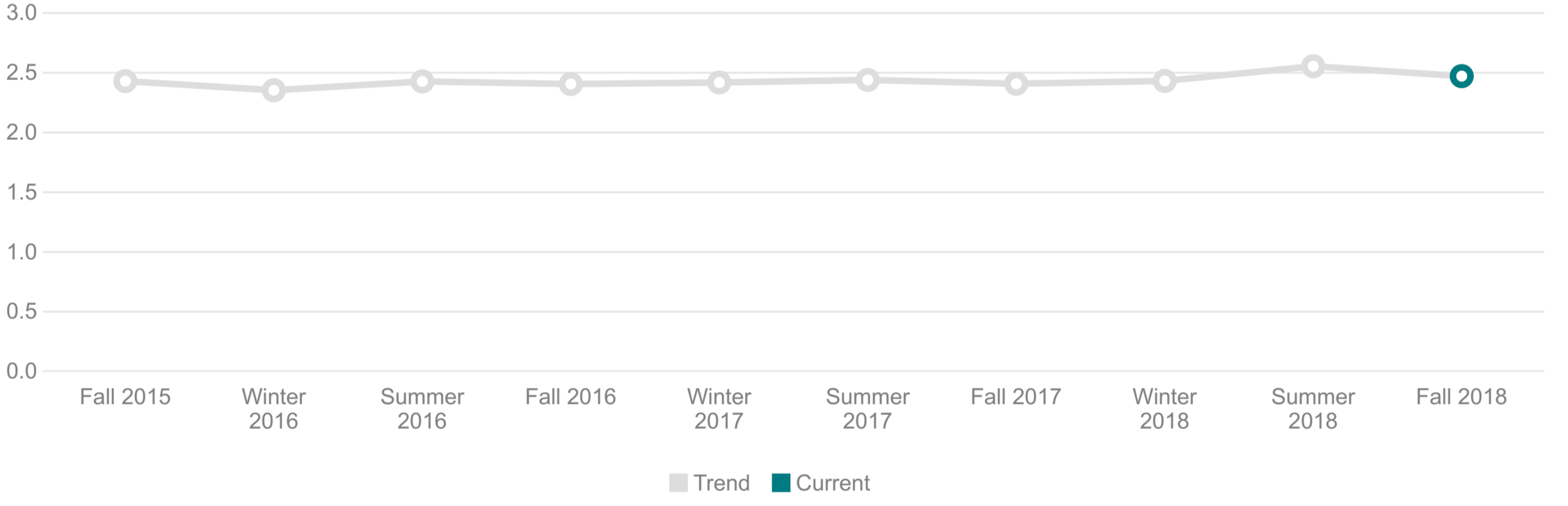
Part A. Senate Questions

Administered to all courses.
 0 = Strongly Disagree, 1 = Disagree, 2 = Agree, 3 = Strongly Agree

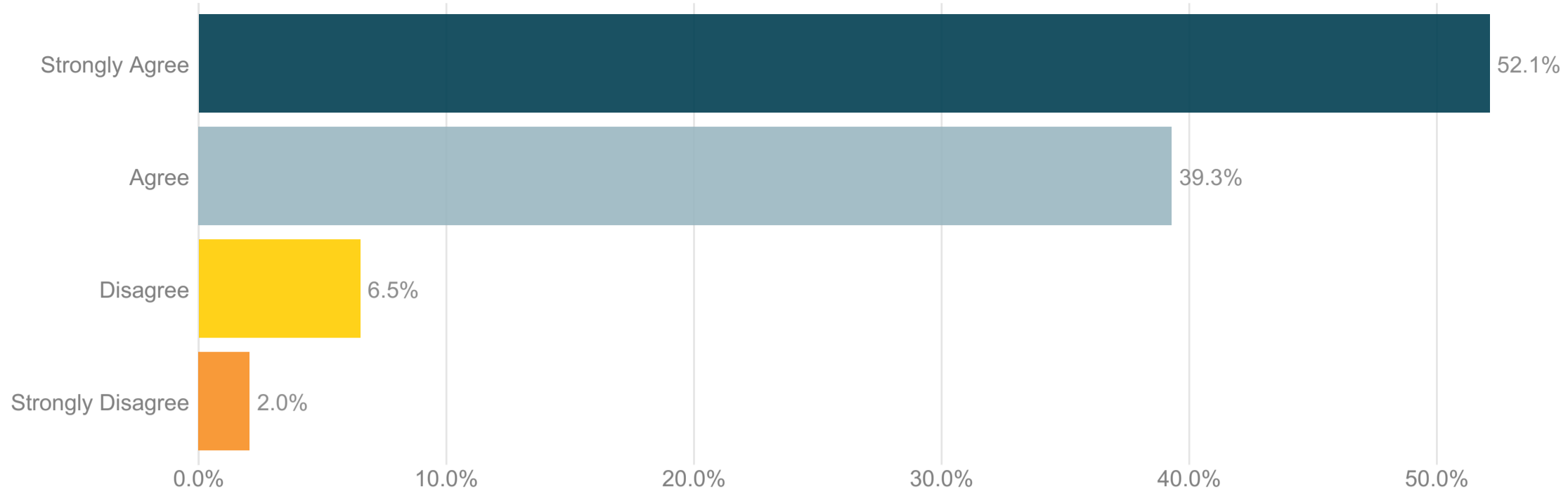
A1. The course was a valuable learning experience for me. **20500** Responses



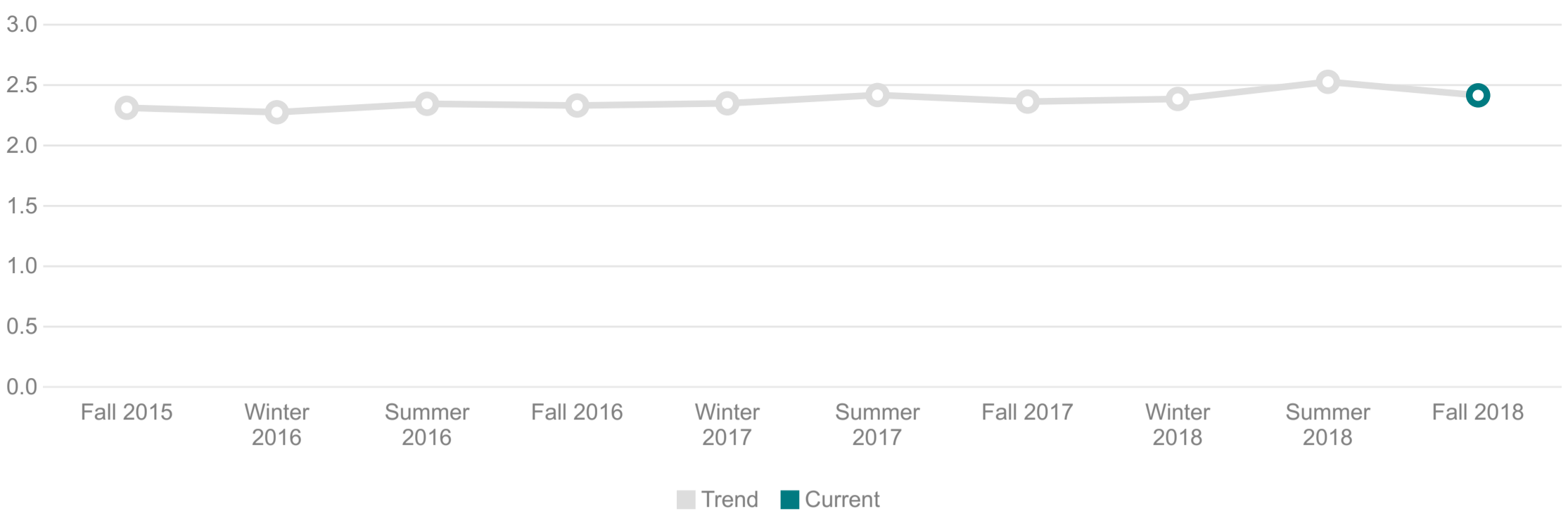
A1. Overall Score by Course Term



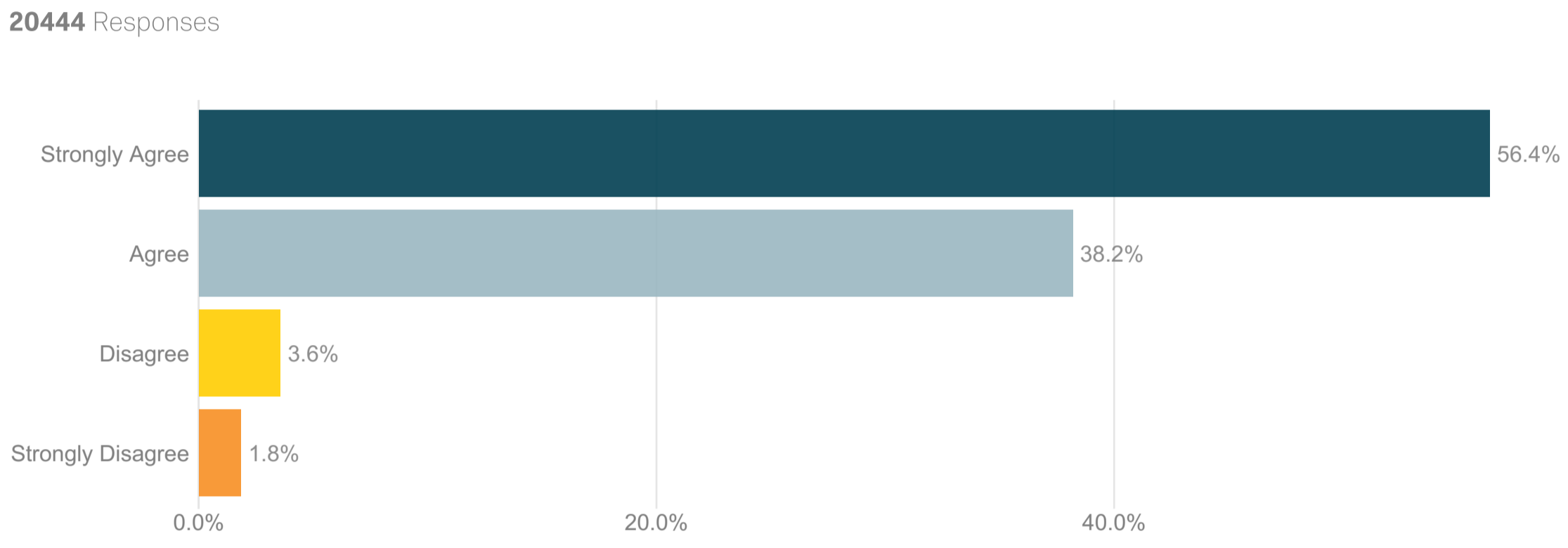
A2. The course challenged me to do my best work. **20447** Responses



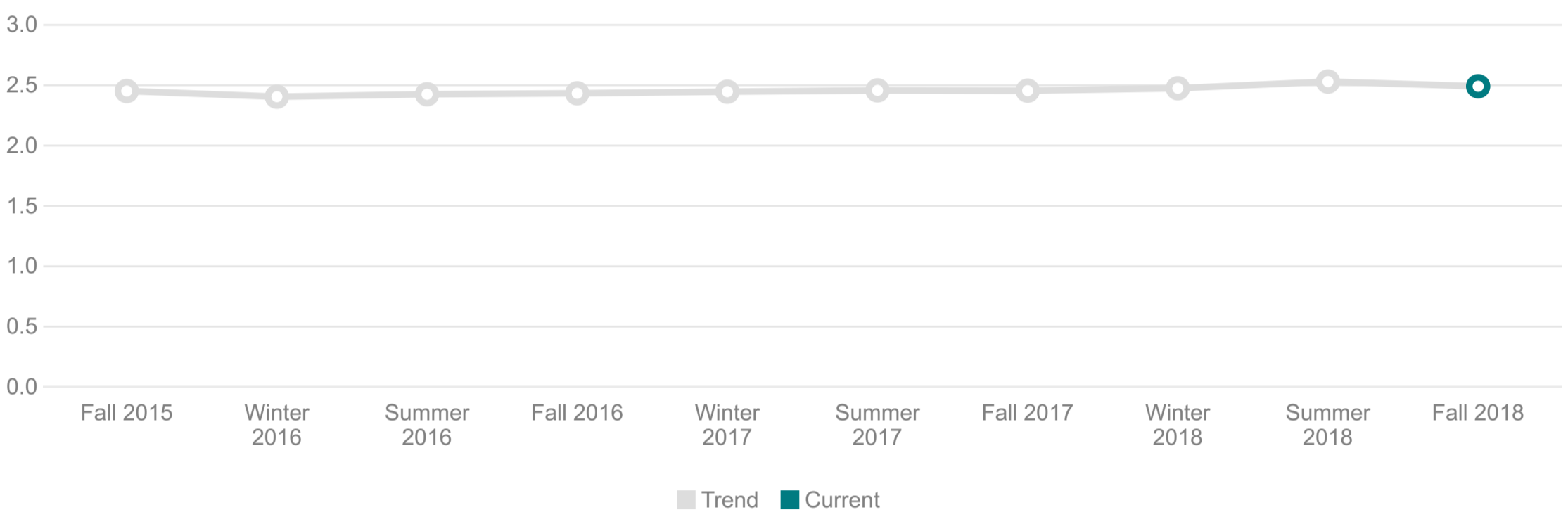
A2. Overall Score by Course Term



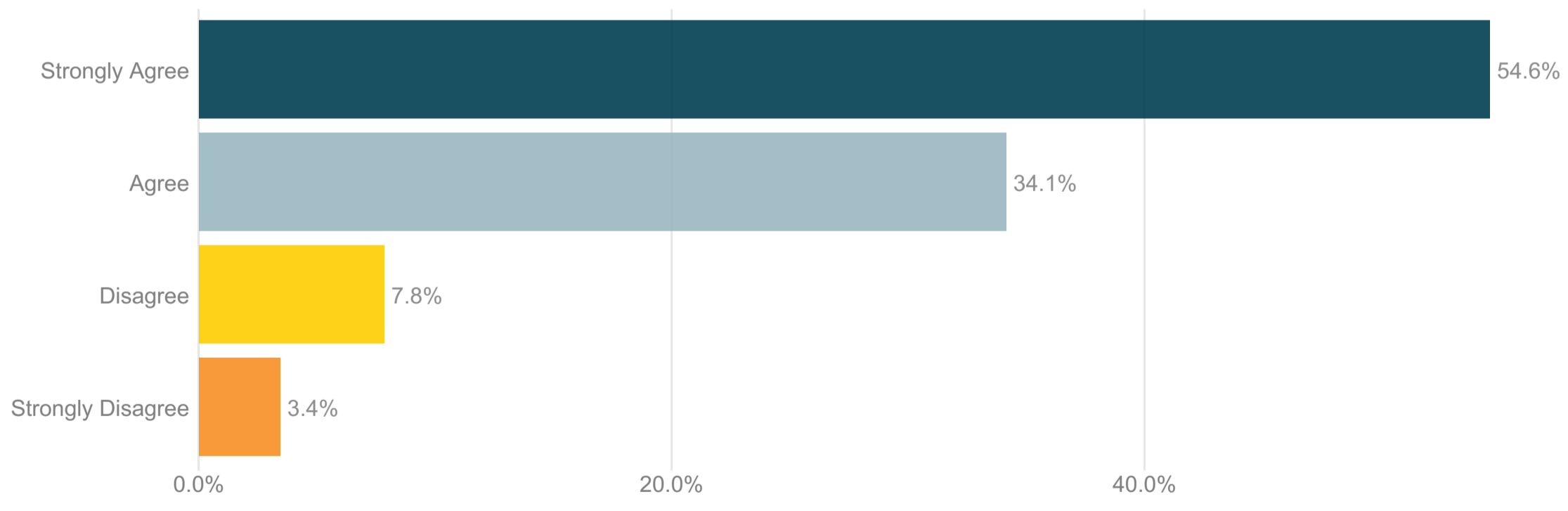
A3. I think the course content reflected the learning outcomes, as stated in the course outline. **20444** Responses



A3. Overall Score by Course Term



A4. The course experience increased my appreciation for the subject matter. **20461** Responses



A4. Overall Score by Course Term

