



Institutional Report

Total Response Count

18,471

Survey Responses by Campus

Campus	Count	Percent
Kamloops	17,893	97%
Williams Lake	578	3%

Survey Responses by Division

Division	Count	Percent
Faculty of Adventure, Culinary Arts and Tourism	768	4%
Faculty of Arts	4,245	23%
Faculty of Education and Social Work	2,851	15%
Faculty of Law	546	3%
Faculty of Science	4,625	25%
Faculty of Student Development	81	0%
School of Business and Economics	3,302	18%
School of Nursing	1,667	9%
School of Trades and Technology	386	2%

Survey Responses by Department

Department	Count	Percent
Accounting & Finance	872	5%
Adventure Studies	135	1%
Agricultural Related	307	2%
Allied Health	557	3%
Arch, Digi Art, Electron & Eng	252	1%
Biological Sciences	803	4%
Computing Science	557	3%
Construction Trades	216	1%
Cooperative & Career Education	49	0%
Counselling	32	0%
Culinary Arts & Retail Meat	83	0%
EC, Elementary & Physical Ed	813	4%
Economics	572	3%
English & Modern Languages	1,143	6%
English as Second or Add Lang	898	5%
Geography & Environmental Studies	243	1%
Graduate - SoBE	242	1%
Health Care Assistant	389	2%
Human Enterprise & Innovation	774	4%

Journalism, Comm & New Media	582	3%
Law	546	3%
Management, Information & Supply Chain	325	2%
Marketing & International Business	517	3%
Mathematics and Statistics	700	4%
Mechanical and Welding Trades	170	1%
Natural Resource Sciences	287	2%
Nursing	1,278	7%
Philosophy, History & Politics	602	3%
Physical Sciences	1,162	6%
Psychology	646	3%
Social Work and Human Service	548	3%
Sociology and Anthropology	643	3%
Tourism Management	550	3%
University & Employment Prep	592	3%
Visual and Performing Arts	386	2%

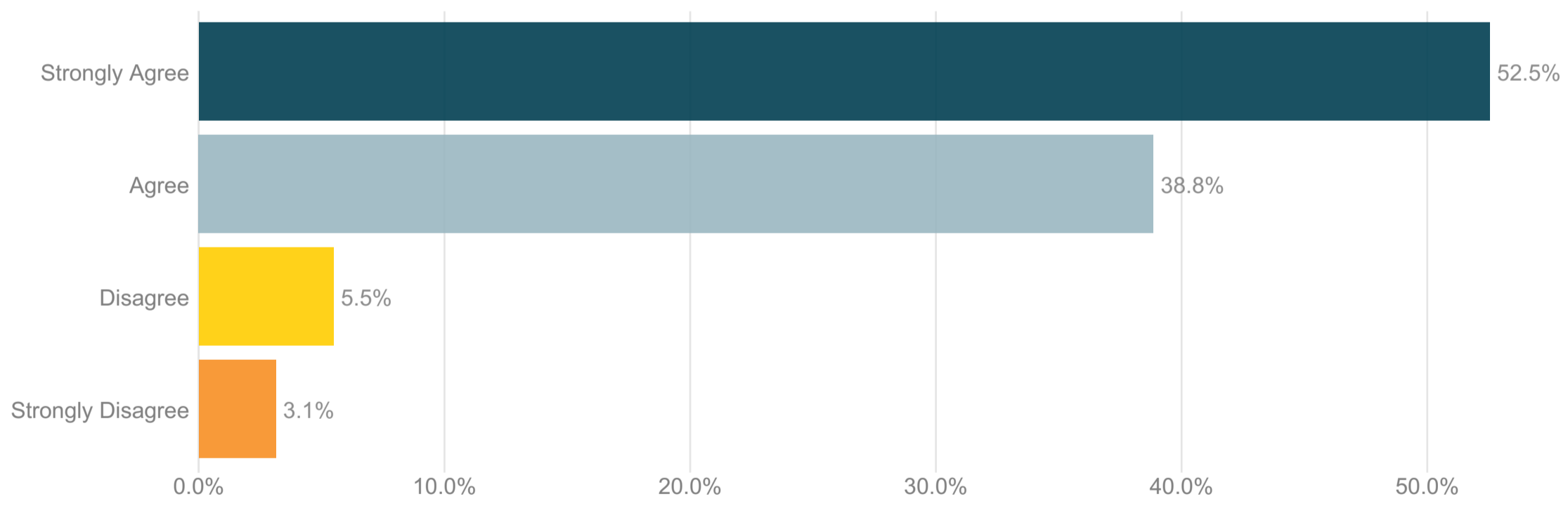
Survey Responses by Course Level

Course Level	Count	Percent
1000	6,819	37%
2000	4,365	24%
3000	3,753	20%
4000	1,611	9%
5000	309	2%
6000	184	1%
Preparatory	1,430	8%

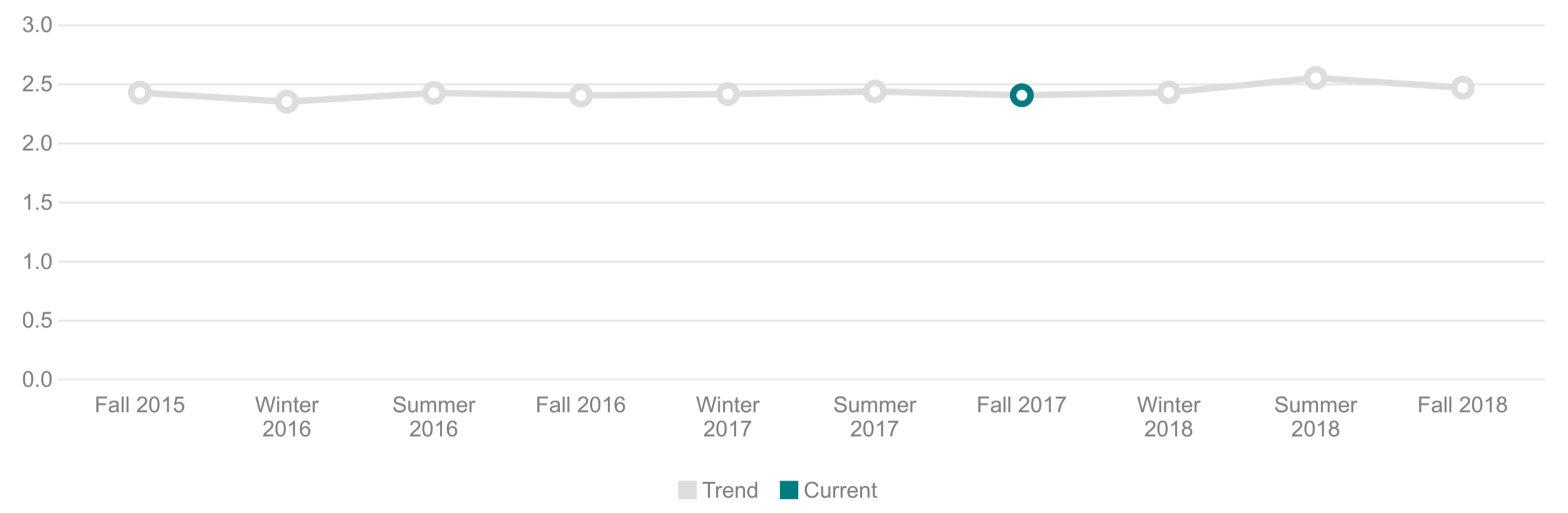
Part A. Senate Questions

Administered to all courses.
 0 = Strongly Disagree, 1 = Disagree, 2 = Agree, 3 = Strongly Agree

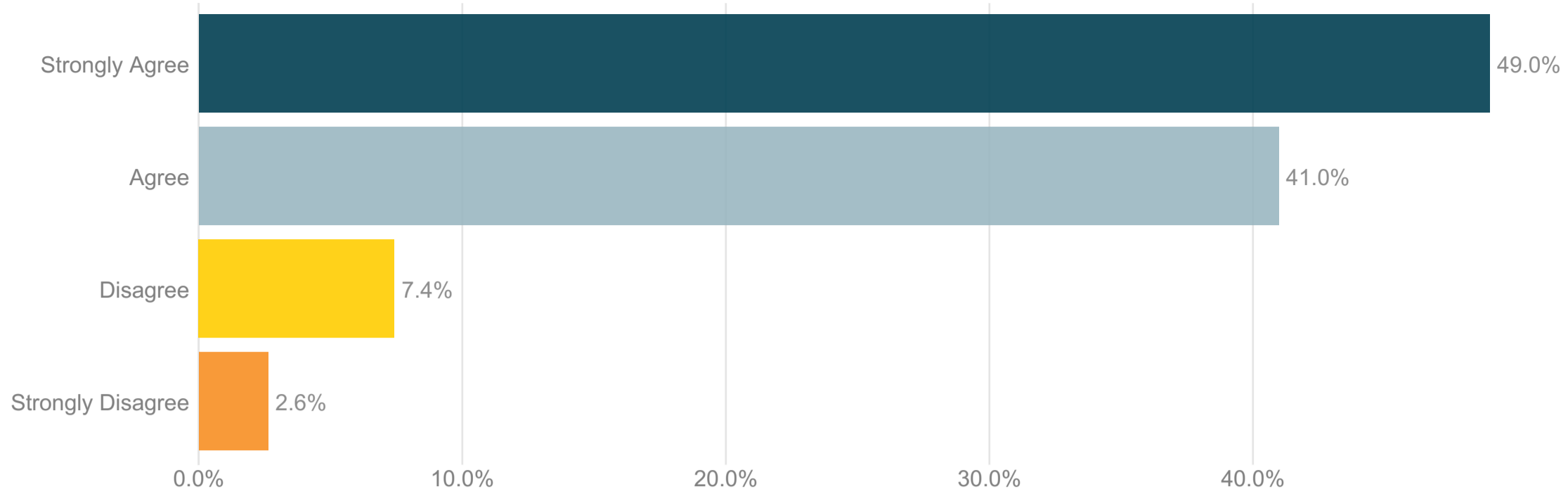
A1. The course was a valuable learning experience for me. 17352 Responses



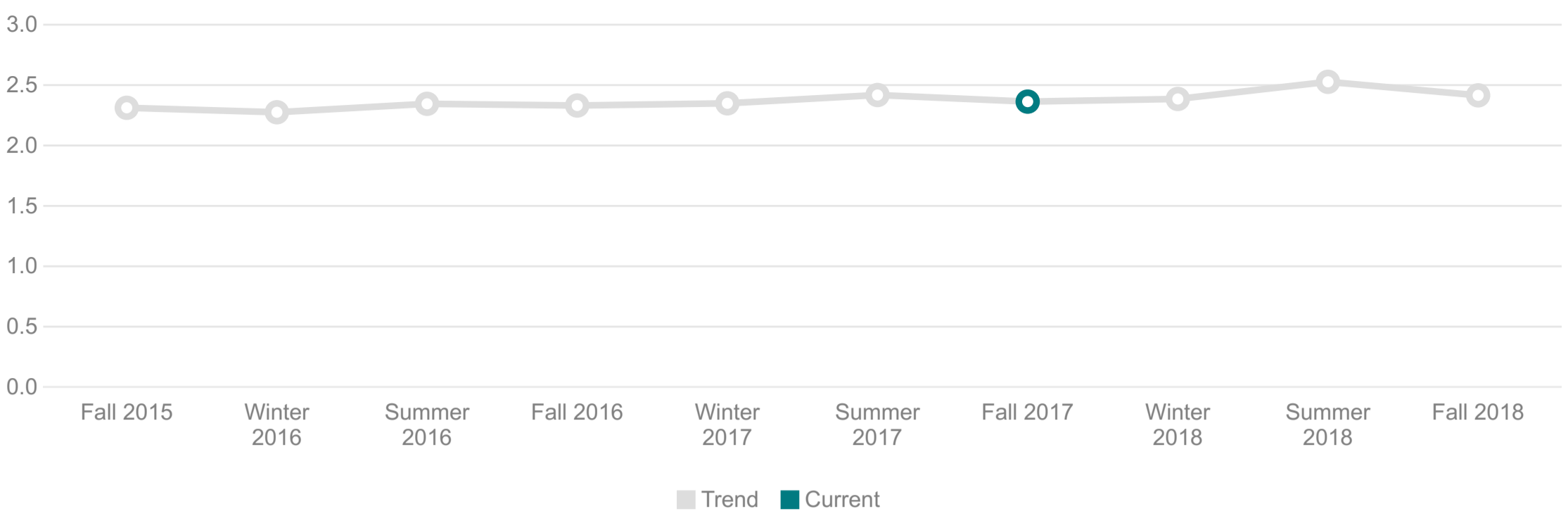
A1. Overall Score by Course Term



A2. The course challenged me to do my best work. **17328** Responses

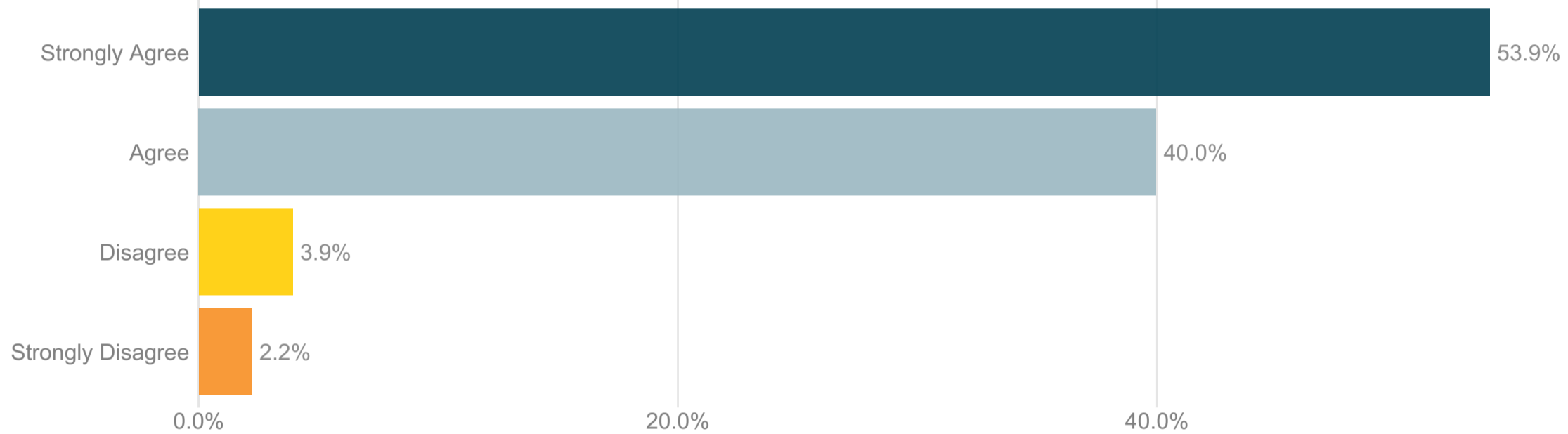


A2. Overall Score by Course Term

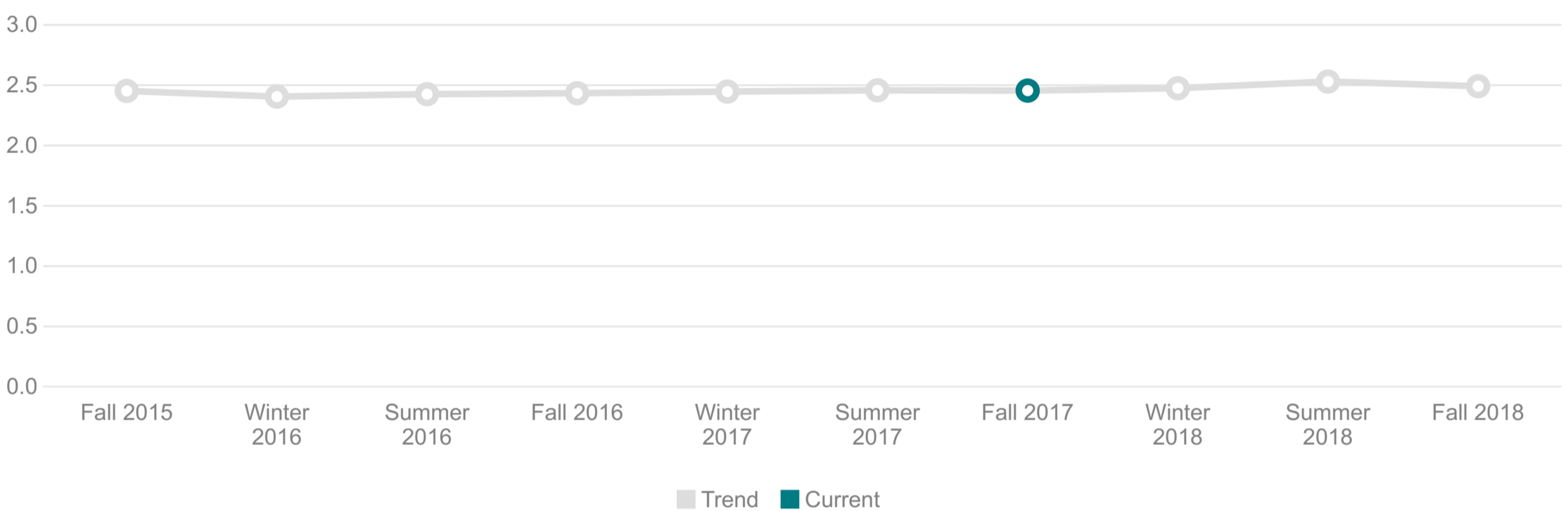


A3. I think the course content reflected the learning outcomes, as stated in the course outline.

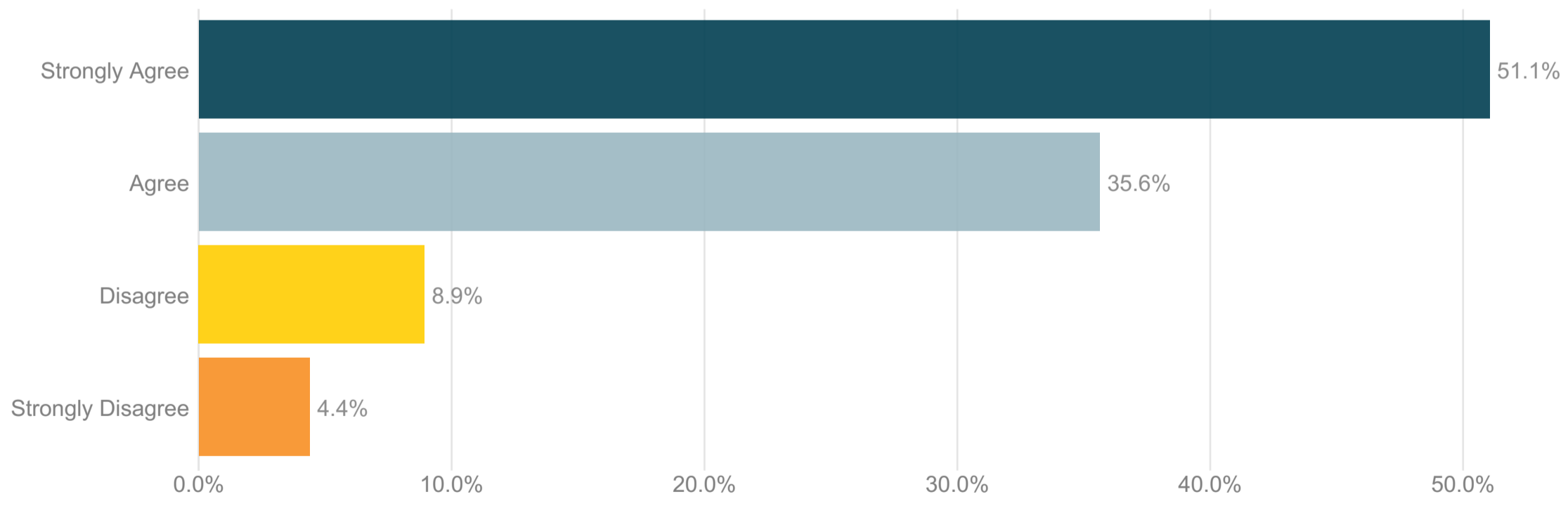
17317 Responses



A3. Overall Score by Course Term



A4. The course experience increased my appreciation for the subject matter. **17319** Responses



A4. Overall Score by Course Term

