



## Institutional Report

Total Response  
Count

16,171

### Survey Responses by Campus

Campus	Count	Per cent
Kamloops	15,803	98 %
Williams Lake	368	2%

### Survey Responses by Division

Division	Count	Percent
Faculty of Adventure, Culinary Arts and Tourism	482	3%
Faculty of Arts	3,281	20%
Faculty of Education and Social Work	1,742	11%
Faculty of Law	495	3%
Faculty of Science	5,211	32%
Faculty of Student Development	30	0%
School of Business and Economics	2,953	18%
School of Nursing	1,556	10%
School of Trades and Technology	421	3%

### Survey Responses by Department

Department	Count	Percent
Accounting and Finance	645	4%
Adventure Studies	123	1%
Agricultural Related	679	4%
Allied Health	380	2%
Architectural and Engineering Technology	192	1%
Biological Sciences	986	6%
Career and Experiential Learning	21	0%
Computing Science	498	3%
Construction Trades	287	2%
Counselling Acad Sup and Assess	9	0%
Culinary Arts and Retail Meat	43	0%
Economics	646	4%
Education	977	6%
Engineering and Applied Science	205	1%
English and Modern Languages	862	5%
English Language Learning and Teaching	174	1%
Geography and Environmental Studies	191	1%
Health Care Assistant	350	2%
Human Enterprise and Innovation	674	4%
Journalism, Comm and New Media	559	3%
Law	495	3%
Management, Intl Bus, Info, Supply Chain	525	3%
Marketing	463	3%
Mathematics and Statistics	653	4%
Mechanical and Welding Trades	134	1%
Natural Resource Sciences	533	3%
Nursing	1,206	7%
Philosophy, History and Politics	397	2%
Physical Sciences	1,085	7%
Psychology	515	3%
Social Work and Human Service	372	2%
Sociology and Anthropology	500	3%
Tourism Management	316	2%
University and Employment Prep	219	1%
Visual and Performing Arts	257	2%

### Survey Responses by Course Level

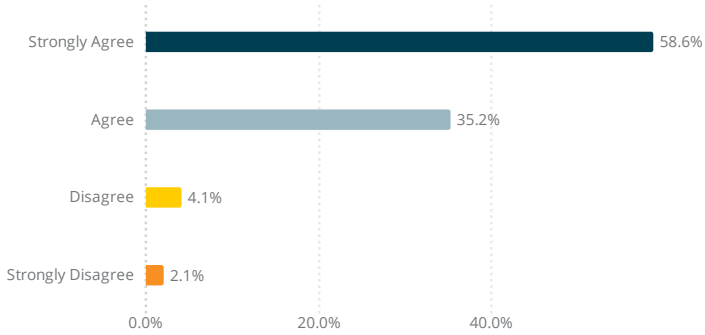
Course Level	Count	Percent
1000	6,163	38%
2000	3,640	23%
3000	3,746	23%
4000	1,429	9%
5000	580	4%
6000	232	1%
Preparatory	381	2%

## Part A. Senate Questions

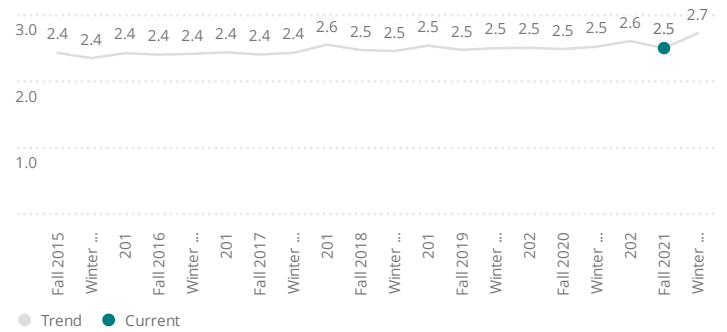
Administered to all courses.

0 = Strongly Disagree, 1 = Disagree, 2 = Agree, 3 = Strongly Agree

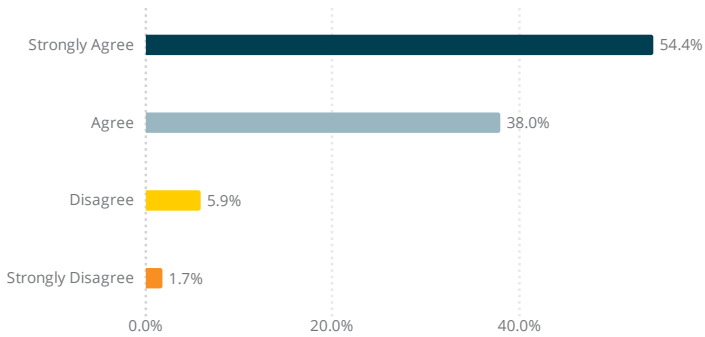
### A1. The course was a valuable learning experience for me. 15,921



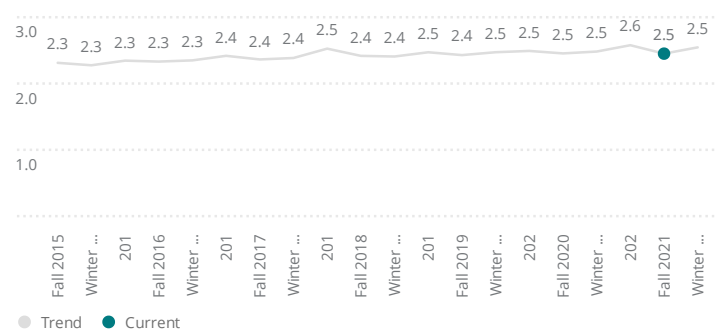
### A1. Overall Score by Course Term △



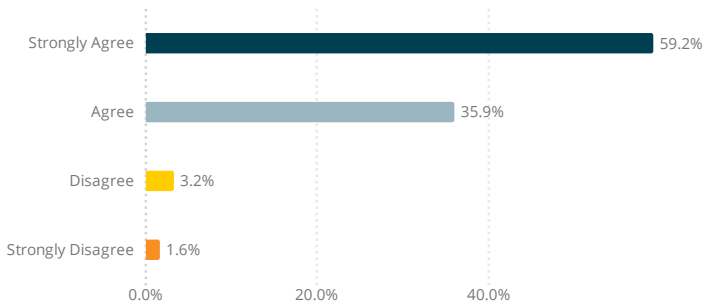
### A2. The course challenged me to do my best work. 15,872



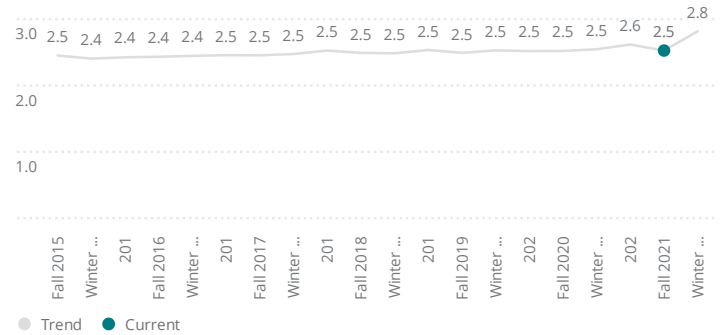
### A2. Overall Score by Course Term △



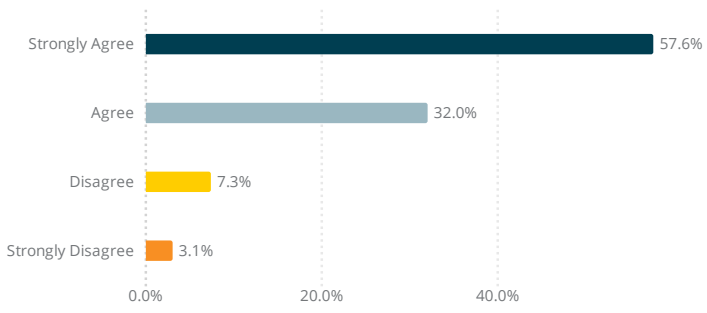
### A3. I think the course content reflected the learning outcomes, as stated in the course outline. 15,872



### A3. Overall Score by Course Term △



A4. The course experience increased my appreciation for the subject matter. 15,886



A4. Overall Score by Course Term [△](#)

