



**THOMPSON  
RIVERS  
UNIVERSITY**

Integrated  
Planning &  
Effectiveness

# CUSC 2022 Survey of First-Year Students

**TRU Senate**

October 24, 2022

# Canadian University Survey Consortium

## Who:

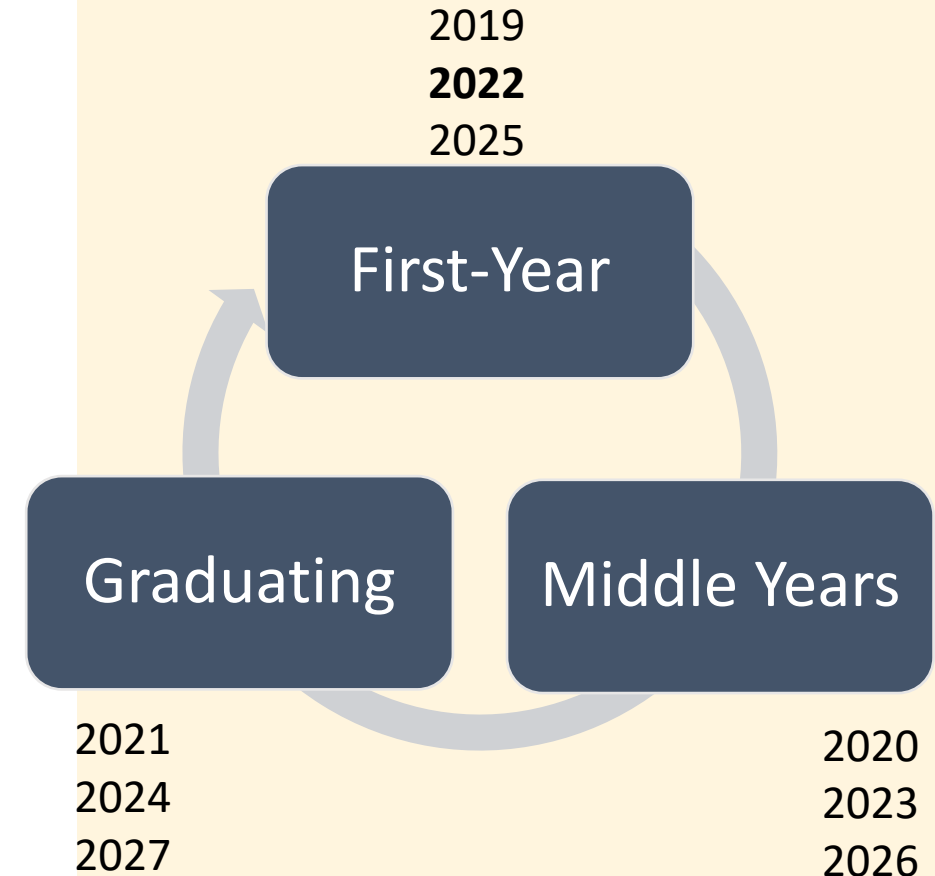
- First, middle, graduating Baccalaureate students
  - 44 Canadian institutions, 15,000+ students in winter 2022

## What:

- Undergraduate student satisfaction and experience

## When:

- Administered in winter 2022 to first-year students
- 37% overall response rate (369 responses)
  - 31% Canadian average



# CUSC Topic Areas

! Core topics are covered each year, special topics cycle based on student group

## First-Year

- Motivation for attending
- Application
- Choosing a university
- Sources of information
- Registration
- University orientation
- Transition to university
- Expectations
- Experiences

## Core Topics

- Overall evaluation
- Professors
- Educational goals
- Staff and services
- Academic history
- Employment
- Finances
- Living arrangements
- Demographics

## First & Middle

- Commitment to completion
- Chosen major or discipline



# Respondent Profile

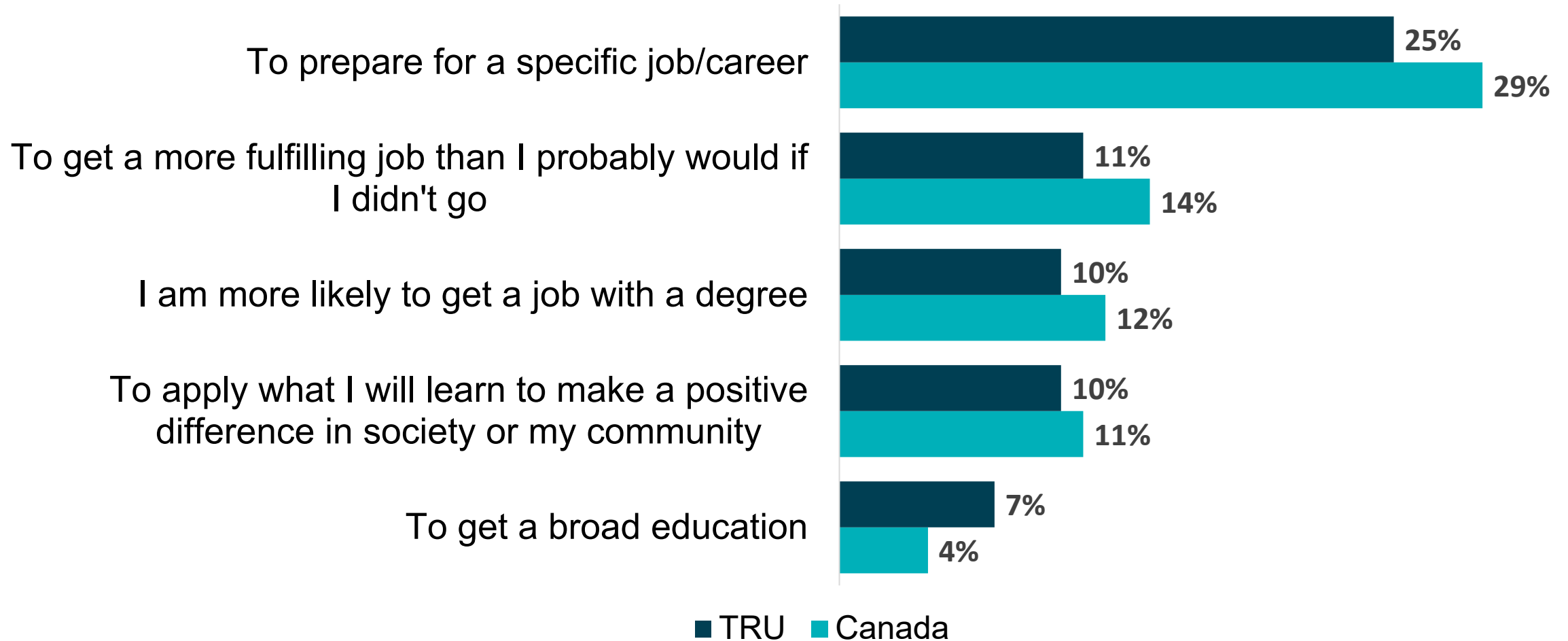
## Demographic

- **62% Female**
  - *65% Canada*
- **46% Visible minority**
  - *44% Canada*
- **17% First-generation student**
  - *11% Canada*
- **38% International**
  - *9% Canada*
- **10% Indigenous**
  - *4% Canada*

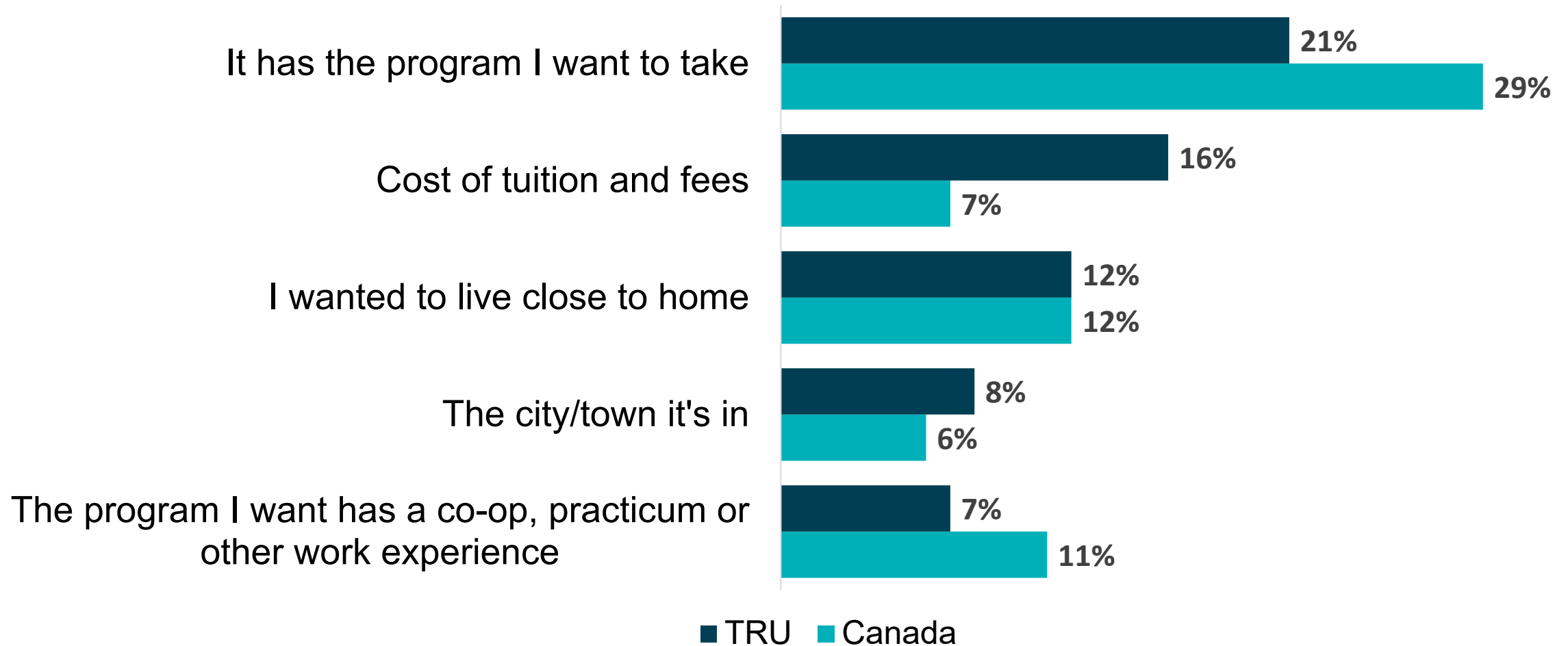
## Academic

- **89% Studying full-time**
  - *89% Canada*
- **41% Employed**
  - *39% Canada*
- **31% Seeking work**
  - *29% Canada*
- **24% Received financial award**
  - *61% Canada*

# Top 5 reasons for going to university



# Top 5 reasons for choosing this university



# Transition to University



## 5 areas of most success:

*(% some or very much)*

1. Understanding the course material (95%)
2. Finding their way around campus (95%)
3. Finding information about academic integrity (92%)
4. Meeting academic demands (90%)
5. Performing well in written assignments (90%)



## 5 areas of least success:

*(% some or very much)*

1. Becoming involved in campus activities (48%)
2. Finding suitable housing (60%)
3. Using the library (65%)
4. Making friends (67%)
5. Finding career information (67%)

# Perceptions of University Experiences

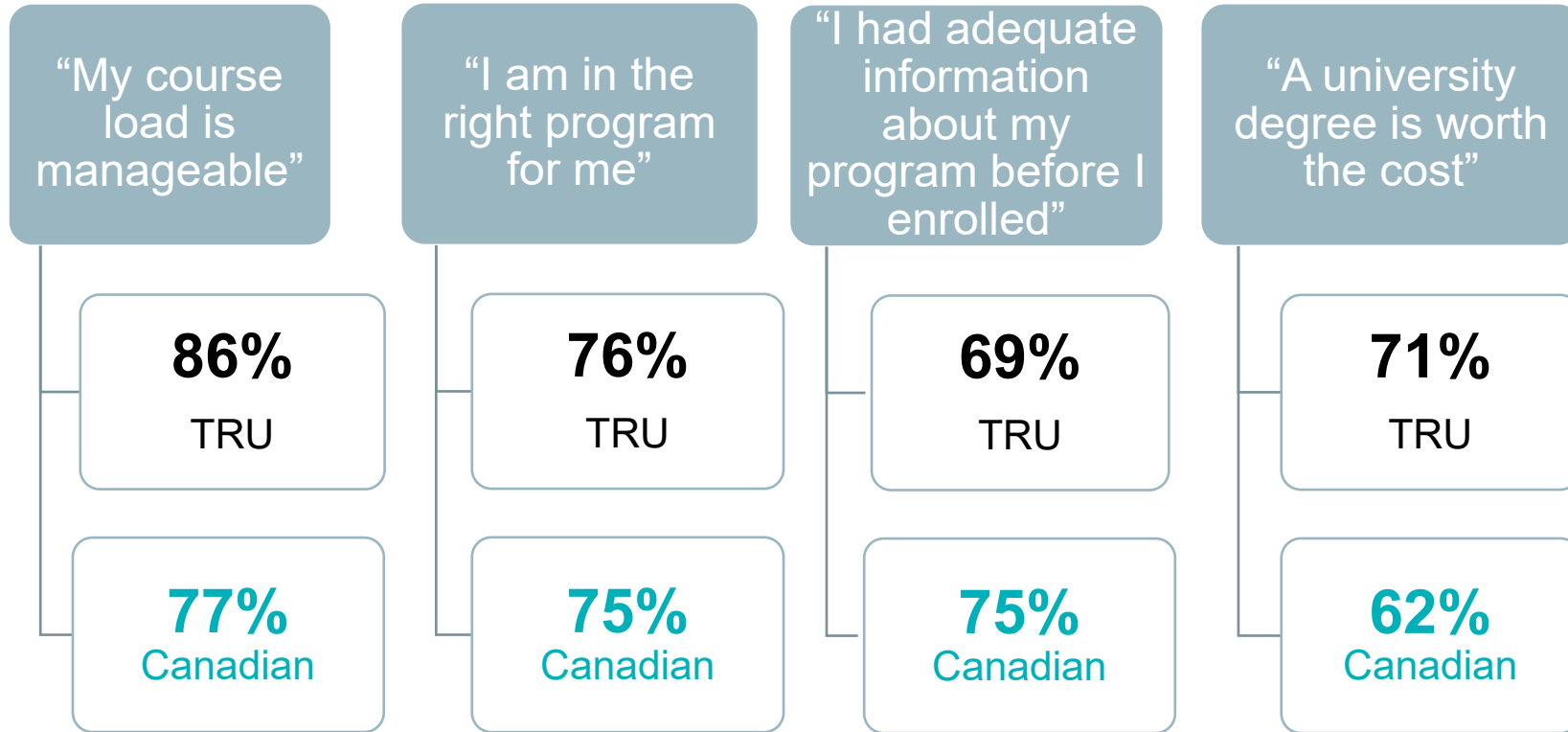


(% agree or strongly agree)





# Perceptions of University Experiences



(% agree or strongly agree)




# Professors and Staff

**88%** of TRU first-year students were satisfied with the quality of teaching they received *(83% Canadian)*

## Top Five Most Positive Experiences with Professors

Professors...

1. Treated students the same regardless of gender **(96%)**
2. Seemed knowledgeable in their fields **(96%)**
3. Treated students the same regardless of race **(95%)**
4. Were reasonably accessible outside of class **(93%)**
5. Were well organized in teaching **(88%)**




**89%** reported that Teaching Assistants were helpful

## Least Positive Experience with Professors

Professors...

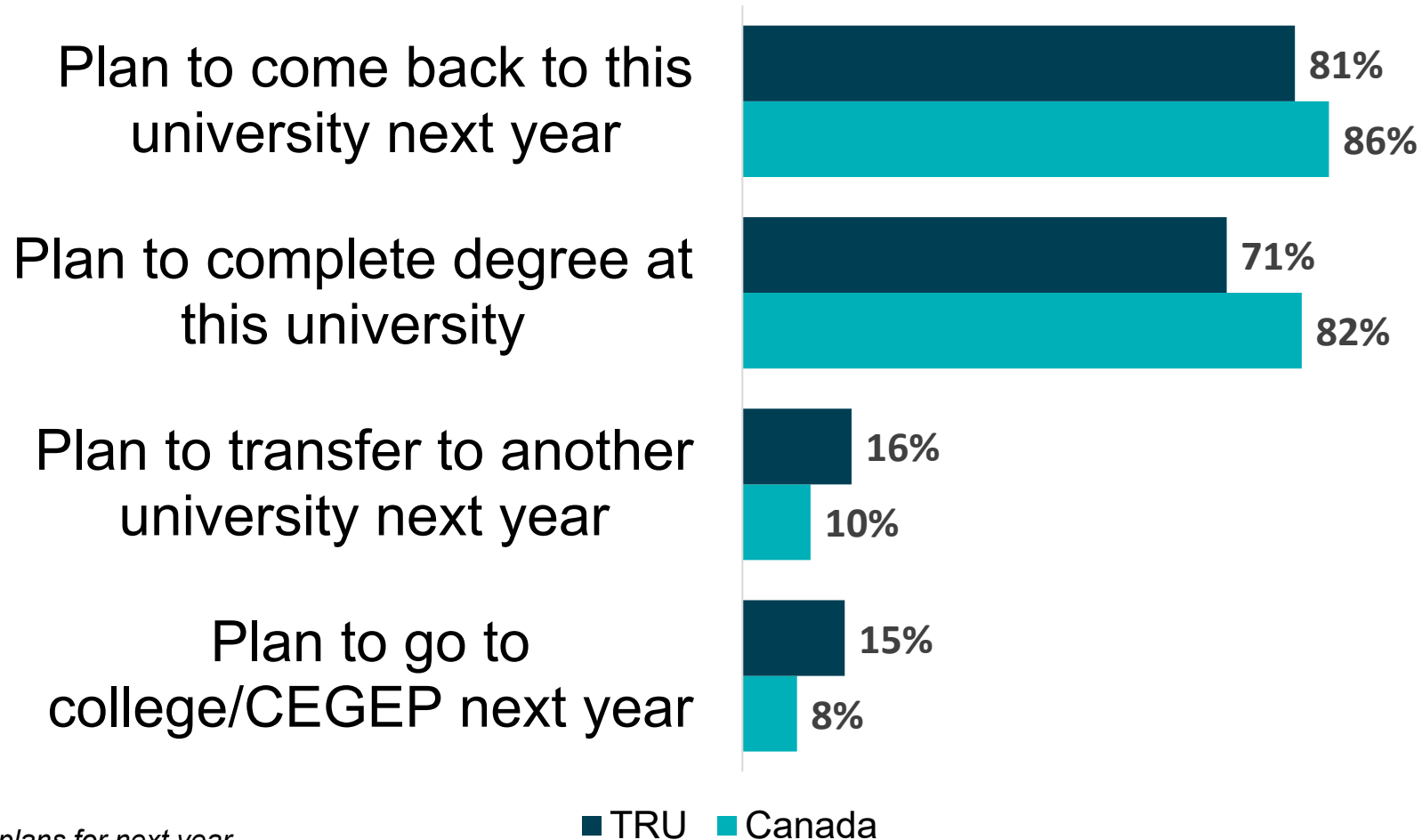
1. Took a personal interest in academic progress **(62%)**



**87%** reported that Supportive Staff were helpful

*% agree or strongly agree*

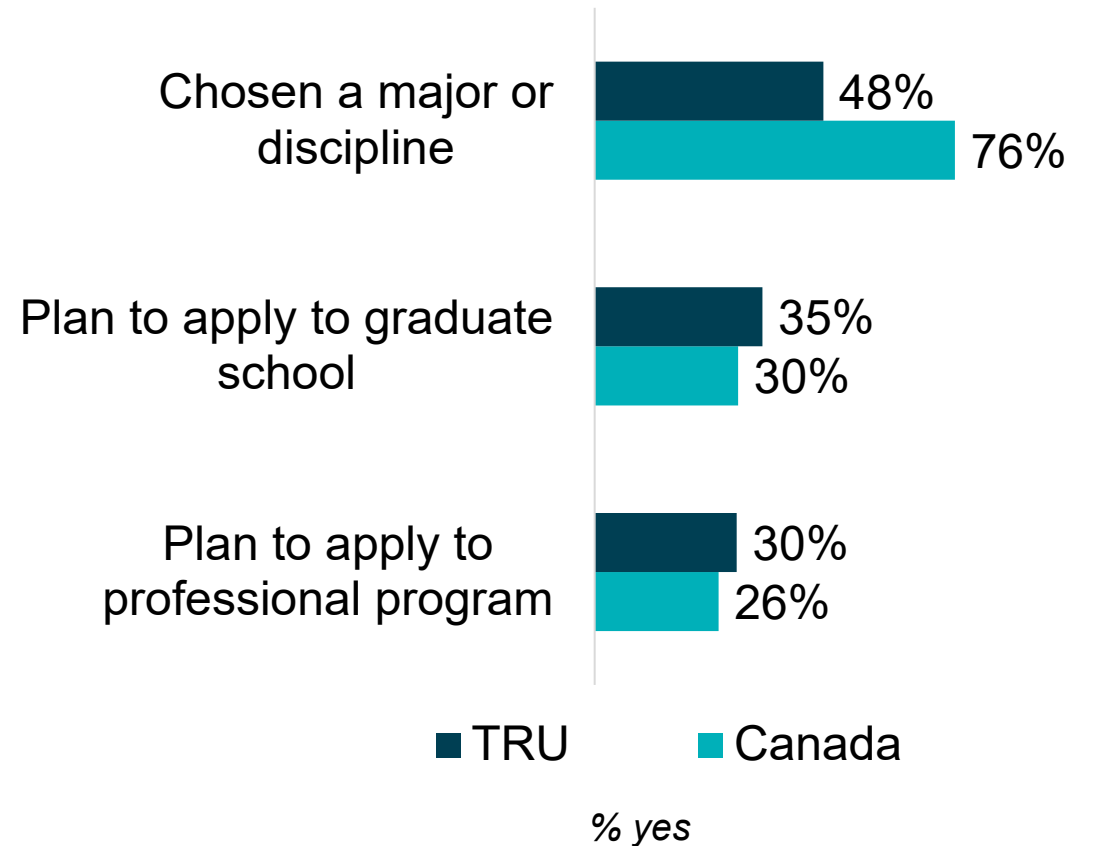

# Commitment to Completion



*Note: Each of the question about plans for next year were asked separately, so they do not add up to 100%*

# Career Plans

TRU first-year students **less likely** to have **decided on a major** compared to Canadian average.





# Overall Evaluation

	TRU	Canada
The decision to attend the university	<b>91%</b> <i>satisfied or very satisfied</i>	<b>89%</b>
The quality of teaching	<b>88%</b> <i>agree or strongly agree</i>	<b>83%</b>
The concern shown for individual	<b>76%</b> <i>satisfied or very satisfied</i>	<b>66%</b>
Feel like I belong at this university	<b>76%</b> <i>some or very much</i>	<b>74%</b>
Meet or exceeded expectations	<b>85%</b> <i>meet or exceeded</i>	<b>81%</b>
Recommend this university	<b>71%</b> <i>7 to 10, out of 10</i>	<b>75%</b>

# Questions?

## Reports on CUSC First-Year Students

For full reports, see the IPE [OneTRU](#) site:

1. CUSC 2022 – TRU First-Year Full Report
2. CUSC 2022 – TRU First-Year Short Report
3. CUSC 2022 – TRU First-Year Qualitative Report

For the interactive dashboard report, see the IPE Tableau Server:

1. CUSC 2022 – TRU First-Year Tableau Workbook

*These interactive dashboards allow you to filter results by campus, program division, program, gender, Indigenous identity, residency*



# Appendix – Canadian PSIs

## 2022 Participating Canadian Institutions (N=44)

Acadia University (Nova Scotia)

Alberta University of the Arts (Alberta)

Ambrose University (Alberta)

Athabasca University (Alberta)

Brandon University (Manitoba)

Brock University (Ontario)

Burman University (Alberta)

Cape Breton University (Nova Scotia)

Capilano University (British Columbia)

Carleton University (Ontario)

Concordia University (Quebec)

Concordia University of Edmonton (Alberta)

Dalhousie University (Nova Scotia)

Lakehead University (Ontario)

MacEwan University (Alberta)

Mount Allison University (New Brunswick)

Mount Royal University (Alberta)

Mount Saint Vincent University (Nova Scotia)

Nipissing University (Ontario)

NSCAD University (Nova Scotia)

Redeemer University (Ontario)

Saint Mary's University (Nova Scotia)

Simon Fraser University (British Columbia)

St. Francis Xavier University (Nova Scotia)

St. Mary's University (Alberta)

St. Thomas University (New Brunswick)

The King's University (Alberta)

Thompson Rivers University (British Columbia)

Toronto Metropolitan University (Ontario)

Trent University (Ontario)

Trinity Western University (British Columbia)

Université de Moncton (New Brunswick)

University of Calgary (Alberta)

University of King's College (Nova Scotia)

University of Lethbridge (Alberta)

University of New Brunswick (New Brunswick)

University of Northern British Columbia (British Columbia)

University of Prince Edward Island (Prince Edward Island)

University of Regina (Saskatchewan)

University of the Fraser Valley (British Columbia)

University of Victoria (British Columbia)

University of Waterloo (Ontario)

University of Winnipeg (Manitoba)

Wilfrid Laurier University (Ontario)